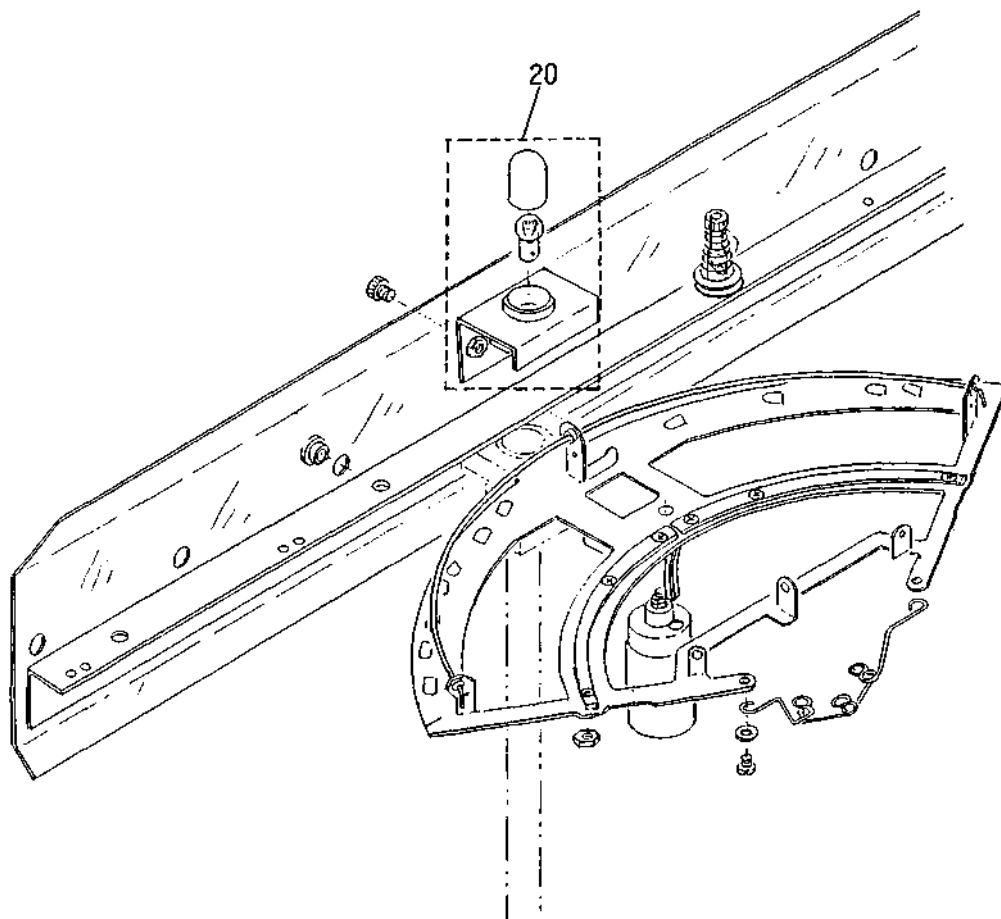
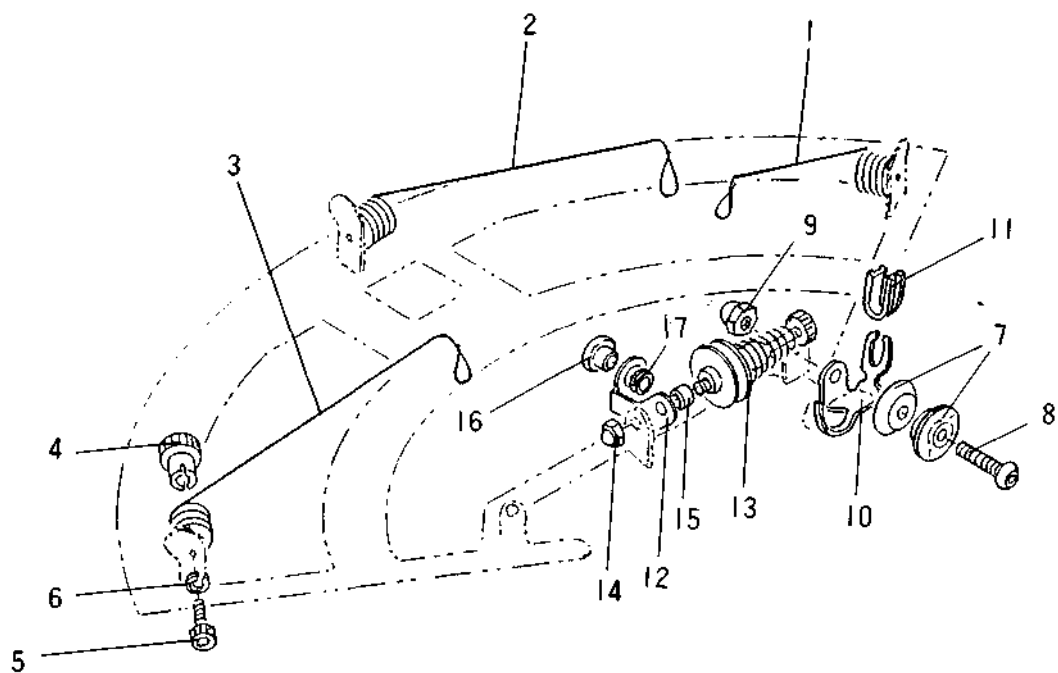


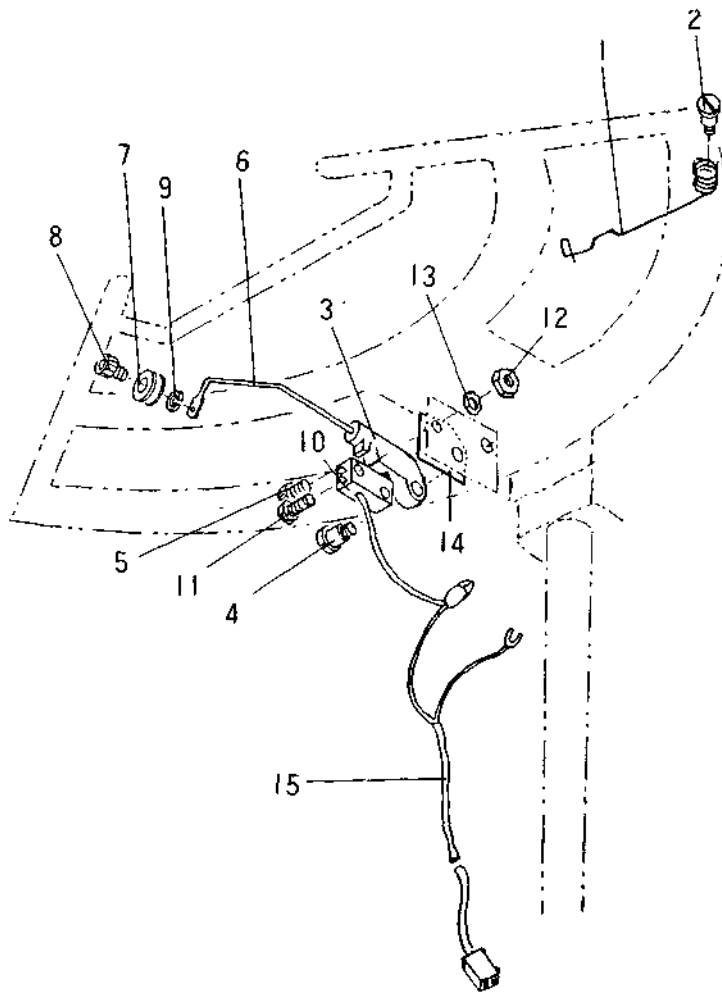
No	PARTS	PARTS NAME	QTY	REMARKS
1	GA0001	TENSION SET FRAME	1	
2	GA0043	YARN GUIDE	1	
3	SIS0002	FLAT HEAD SCREW	2	
4	ELH0410	WASHER (1-M4)	2	
5	GA0012	FELT (5 X 10 X 345)	2	
6	ESS0412	FLUSH HEAD SCREW (4 X 12)	6	
7	EN104	NUT (1-M4)	6	
8	EE006	OIL POT	1	
9	GA0010	TENSION TROLLY WIRE	1	
10	SIS0583	INSULATING BUSH	3	
11	GA0041	YARN GUIDE BAR	1	
12	GH4102	TENSION DISK SET	1	
12	GA0042	YARN GUIDE PLATE	1	
13	GA0044	EYELET	11	
14	XGAG014	TENTION DISK (WITH NUT & WASHER)	5	
15	GA0024	STOP MOTION BASE	1	
16	ESC0610	CAP BOLT (M6 X 10)	2	
17	EN306	NUT (3-M6)	2	
18	NIZU04003	PILOT LANP (30 V)	1	XX0451
19	XXI 144	PILOT LANP COVER	1	



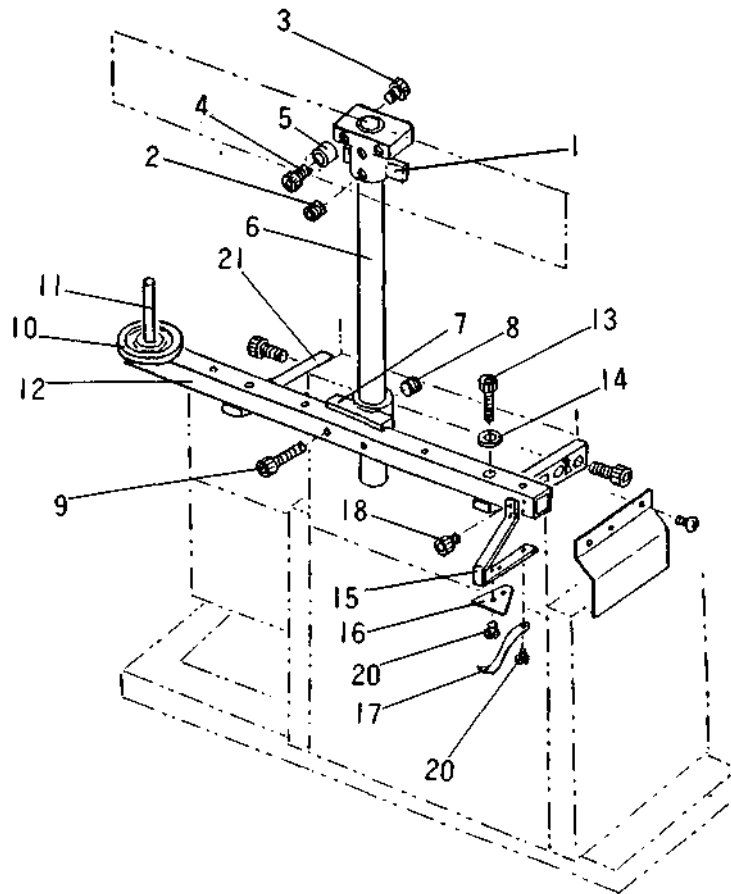
	PARTS	PARTS NAME	QTY	REMARK
20	GX0020	STOP MOTION SET	1	



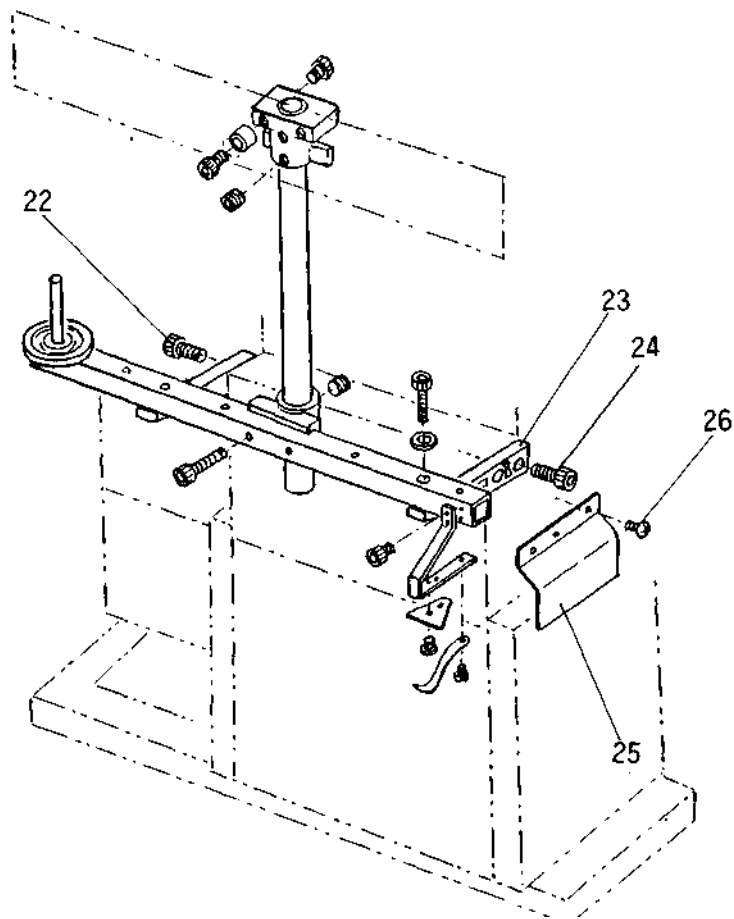
N	PARTS	PARTS NAME	QTY	REMARKS
1	GA1401	TENSION	1	
2	GA1402	TENSION (PRINCIPLE)	1	*
3	GA1403	TENSION	1	
4	GA1404	TENSION ADJUSTING KNOB	3	
5	ESC0412	CAP BOLT (M4 X 12)	3	
6	ELS04	SPRING WASHER (2-M4)	3	
7	FT0059	TENSION DISK	4	
8	ESM0520	BUTTON SCREW (M5 X 20)	2	
9	EN805	CAP NUT (M5)	2	
10	GA0074	EYELET HOLDER	2	
11	PA0044	EYELET	2	
12	GA0076	TENSION DISK SET PLATE	1	
13	XGAG014	TENTION DISK (WITH NUT & WASHER)	1	
14	EN804	CAP NUT (M4)	1	
15	SIS5229	COLLAR	1	
16	BT0808	EYELET	1	
17	BT0820	EYELET STOPPER	1	



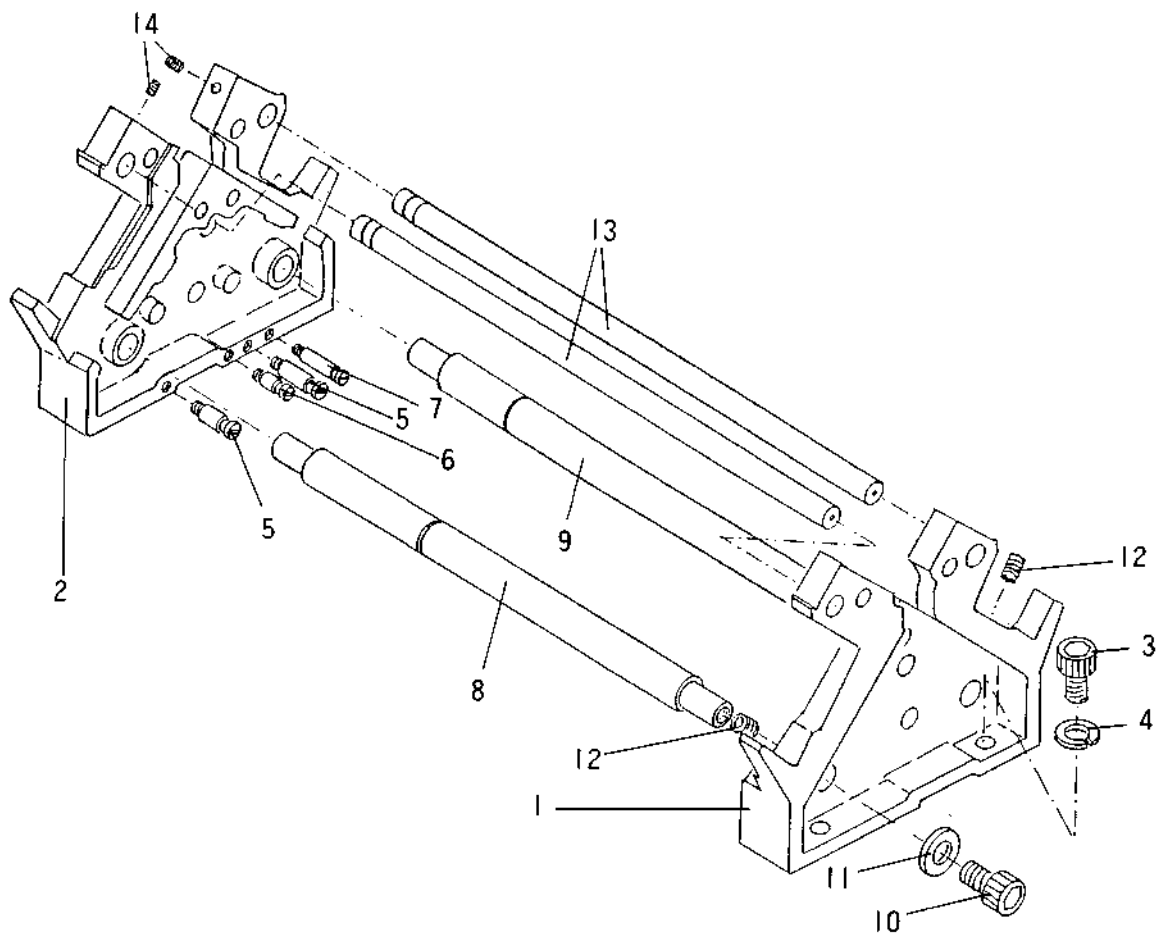
	PARTS	PARTS NAME	QTY	REMARKS
1	GA0004	YARN BREAKING DETECTOR	6	
2	SIS0115	STEPPED SCREW	6	
3	GA0008	ELASTIC YARN TENSION SPRING HOLDER	1	
4	SIS0111	STEPPED SCREW	1	
5	ESC0310	CAP BOLT (M3 X 10)	1	
6	GA0009	ELASTIC YARN TENSION SPRING	1	
7	GA0061	ROLLER FOR ELASTIC YARN	1	
8	ESC0308	CAP BOLT (M3 X 8)	1	
9	ELSQ03	SPRING WASHER (2-M3)	1	
10	XX0007	MICRO SWITCH (V3-5000S)	1	
11	ESN0316	ROUND HEAD SCREW (H3 X 16)	2	
12	EN103	NUT (1-N3)	2	
13	EE082	HAVE WASHER (H4)	1	
14	GXH0044	INSULATING PAPER	1	XX1076
15	GX1915	CABLE (CA07)	1	



	PARTS	PARTS NAME	QTY	REMARKS
1	GA0013	POLE BRACKET (UPPER)	1	
2	ESF0610	SETSCREH (HE X 10)	2	
3	ESC0610	CAP BOLT (H6 X 10)	2	
4	ESC0615	CAP BOLT (H6 X 15)	2	
5	SIS5155	WASHER	2	
6	GA0015	POLE	1	
7	GA0016	POLE BRACKET (LOWER)	1	
8	ESF5610	SETSCREW (M6 X 10)	2	
9	ESC0640	CAP BOLT (M6 X 40)	2	
10	GA0019	CONE STAND DISK	5	
11	GA0018	CONE STAND PIN (WITH WASHER, NUT)	5	
12	GA0017	CONE STAND PIPE	1	
13	ESC0640	CAP BOLT M6 X 40	2	
14	SIS0502	WASHER	2	
15	GA0057	ELASTIC YARN HOLDER	1	
16	GA0058	SUPPORT PLATE	1	
17	GA0059	PLATE SPRING	1	
18	ESC0508	CAP BOLT (M5 X 8)	2	
20	SIS0867	FLAT HEAD SCREW	3	
21	GA0022	CORN STAND BRACKET (R)	1	

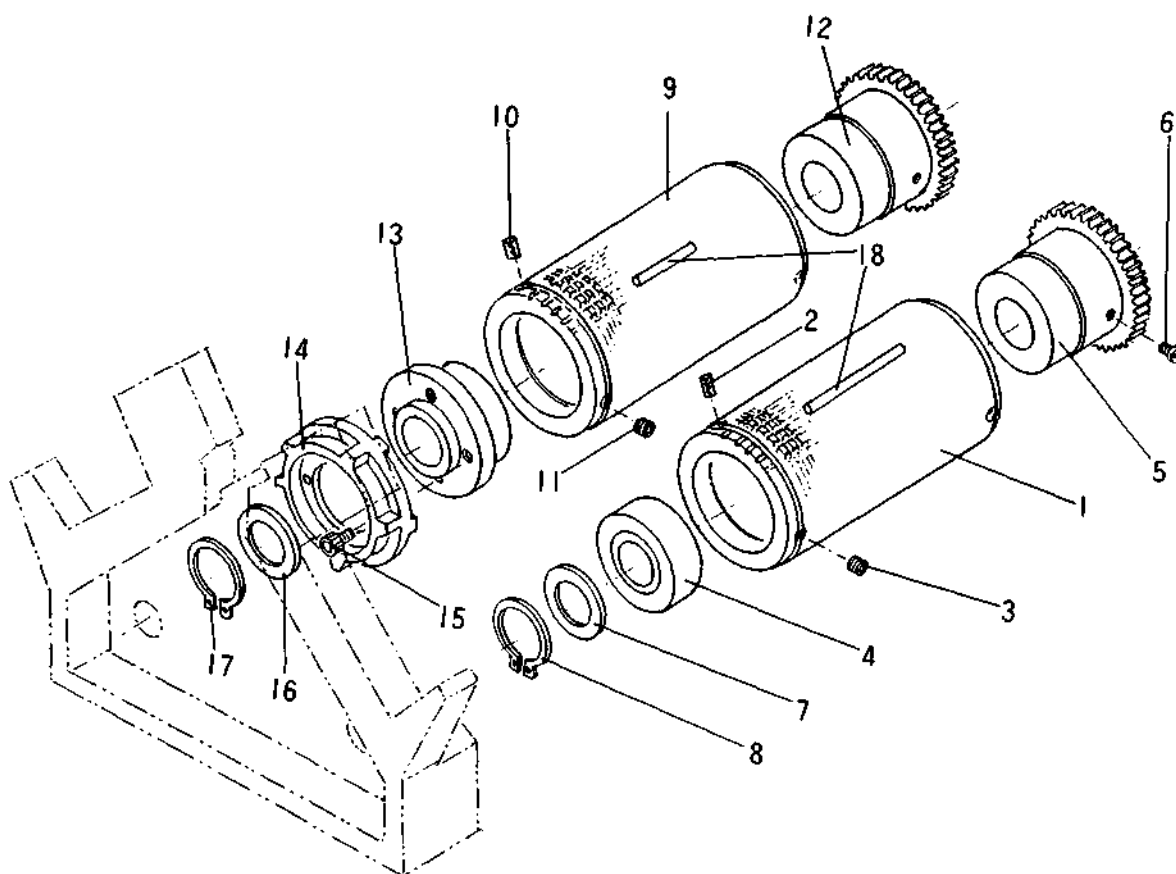


	PARTS	PARTS NAME	QTY	REMARKS
22	ESC1030	CAP BOLT (M10 X 30)	2	
23	6A0023	CORN STAND BRACKET (L)	1	
24	ESC 1035	CAP BOLT (M10 X 35)	2	
25	GA0060	COVER FOR MAGNETIC VALVE	1	
26	ESN0506	ROUND HEAD SCREW (M5 X 6)	2	



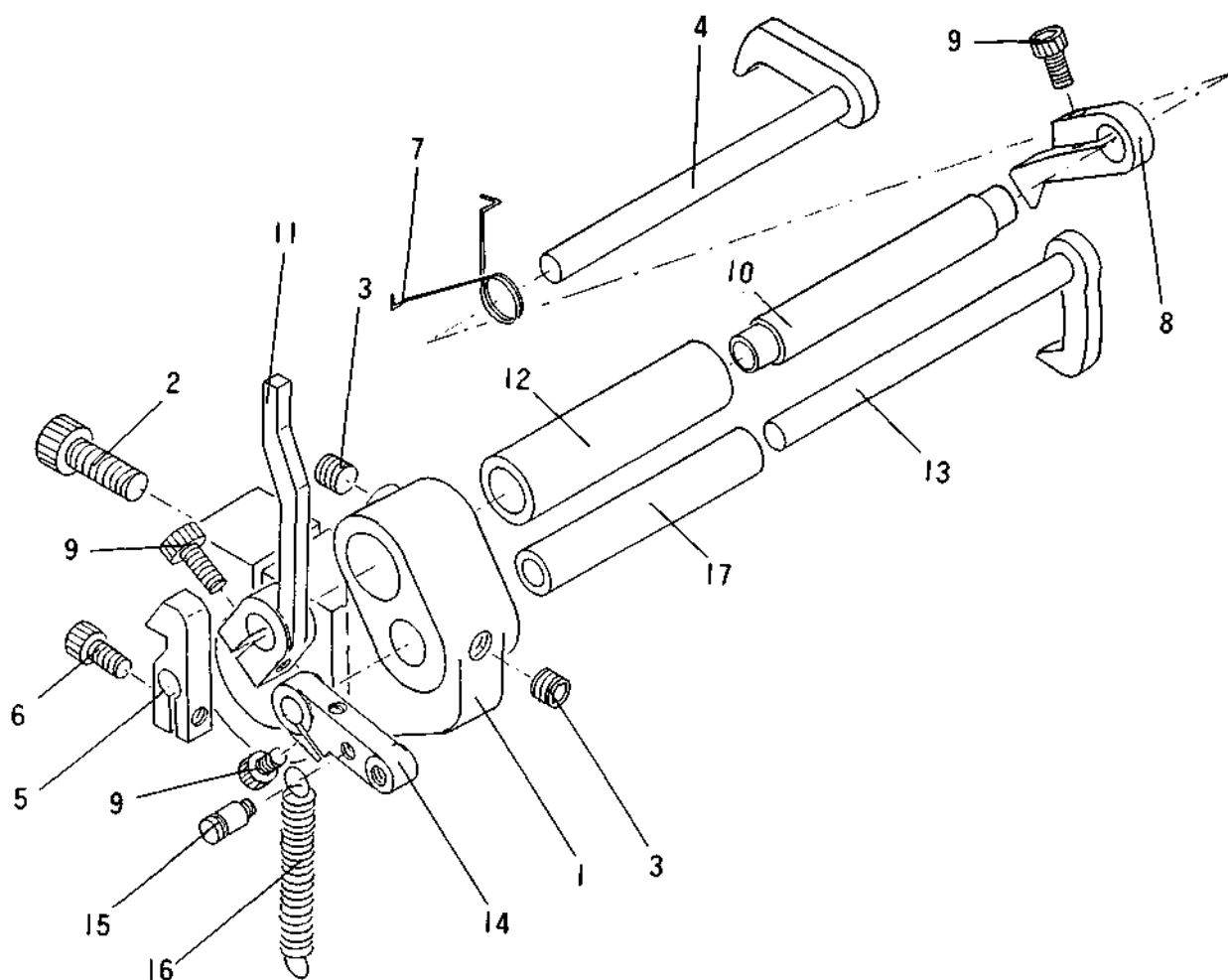
	PARTS	PARTS NAME	QTY REMARKS
1	GB0001	SIDE BED (R)	1
2	GB0002	SIDE BED (L)	1
3	ESC1025	CAP BOLT (H10 X 25)	4
4	ELS10	SPRING WASHER (2-M10)	4
5	SIS0221	SPRING HANGER SCREW	2
6	SIS0219	SPRING HANGER SCREW	1
7	SIS0220	SPRING HANGER SCREW	1
8	GB0008	SIDE BED STAY (F)	1
9	GB0009	SIDE BED STAY (B)	1
10	ESC1020	CAP BOLT (M10 X 20)	4
11	SIS0512	WASHER	4
12	ESF0820	SETSCREW (M8 X 20)	2
13	GB0112	CARRIAGE RAIL	2
14	ESFOB10	SETSCREW (M6 X 10)	2



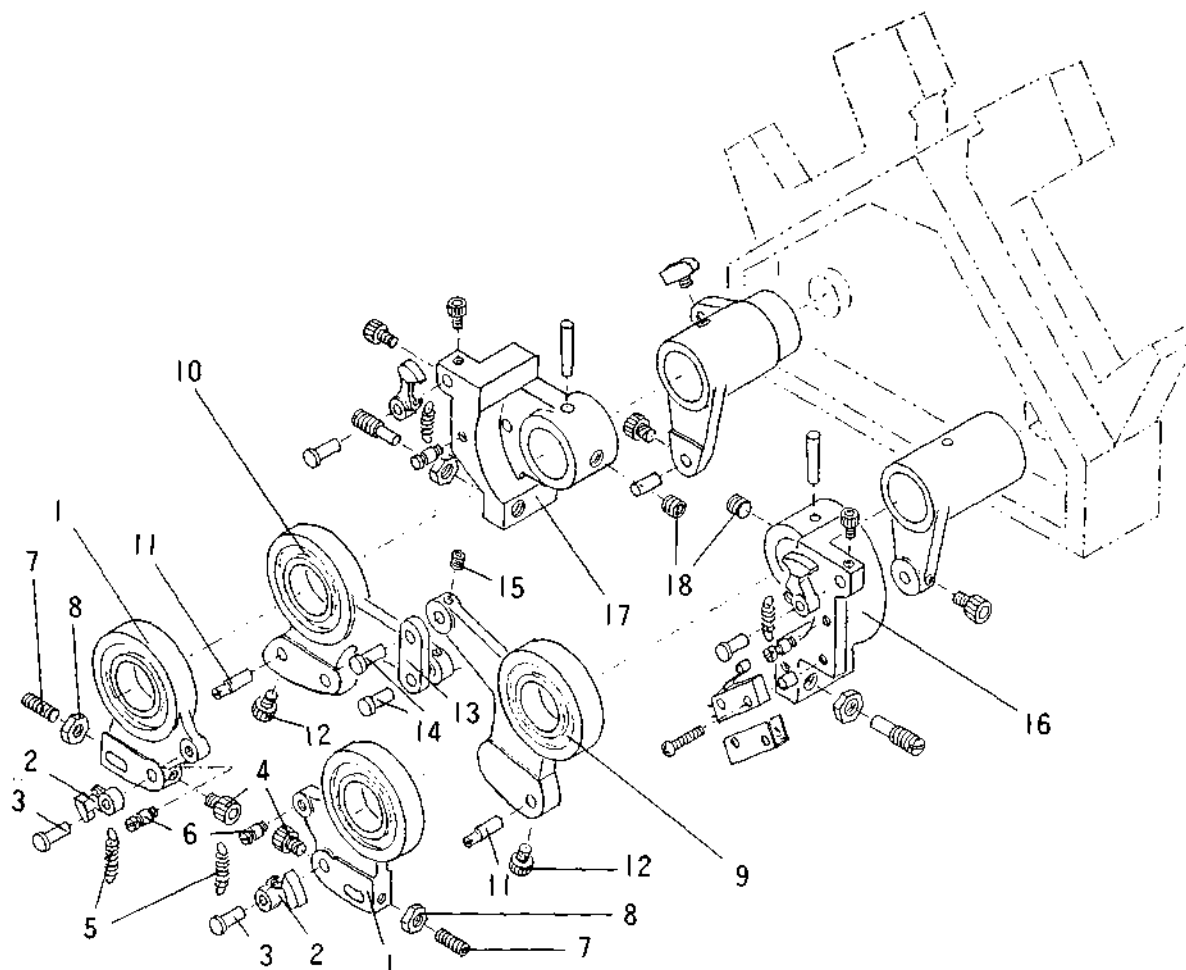


	PARTS	PARTS NAME	Q-TY	REMARKS
1	GB0141	NEEDLE SELECTION DRUM (F) (7M/S)	1	*
2	EPR6012	ROLL PIN (6.0 X 12)	2	
3	ESF0806	SETSCREW (M8 X 6)	2	
4	GB0011	DRUM BUSH	1	
5	GB0013	DRUM ADVANCING GEAR SET	1	
6	SIS0002	FLAT HEAD SCREW	1	
7	SIS0517	WASHER	1	
8	ERS250	SNAP RING (S-25)	1	
9	GB0142	NEEDLE SELECTION DRUM (B) (7M/S)	1	*
10	EPR6012	ROLL PIN (6.0 X 12)	2	
11	ESFOB06	SETSCREW (MB X B)	2	
12	GB0013	DRUM ADVANCING GEAR SET	1	
13	GB0021	DRUM FLANGE	1	
14	GB0022	STOPPER CONTROL CAM	1	
15	ESC0512	CAP BOLT (M5 X 12)	4	
16	SIS0517	WASHER	1	
17	ERS250	SNAP RING (S-25)	1	
18		NEEDLE SELECTION ROD		

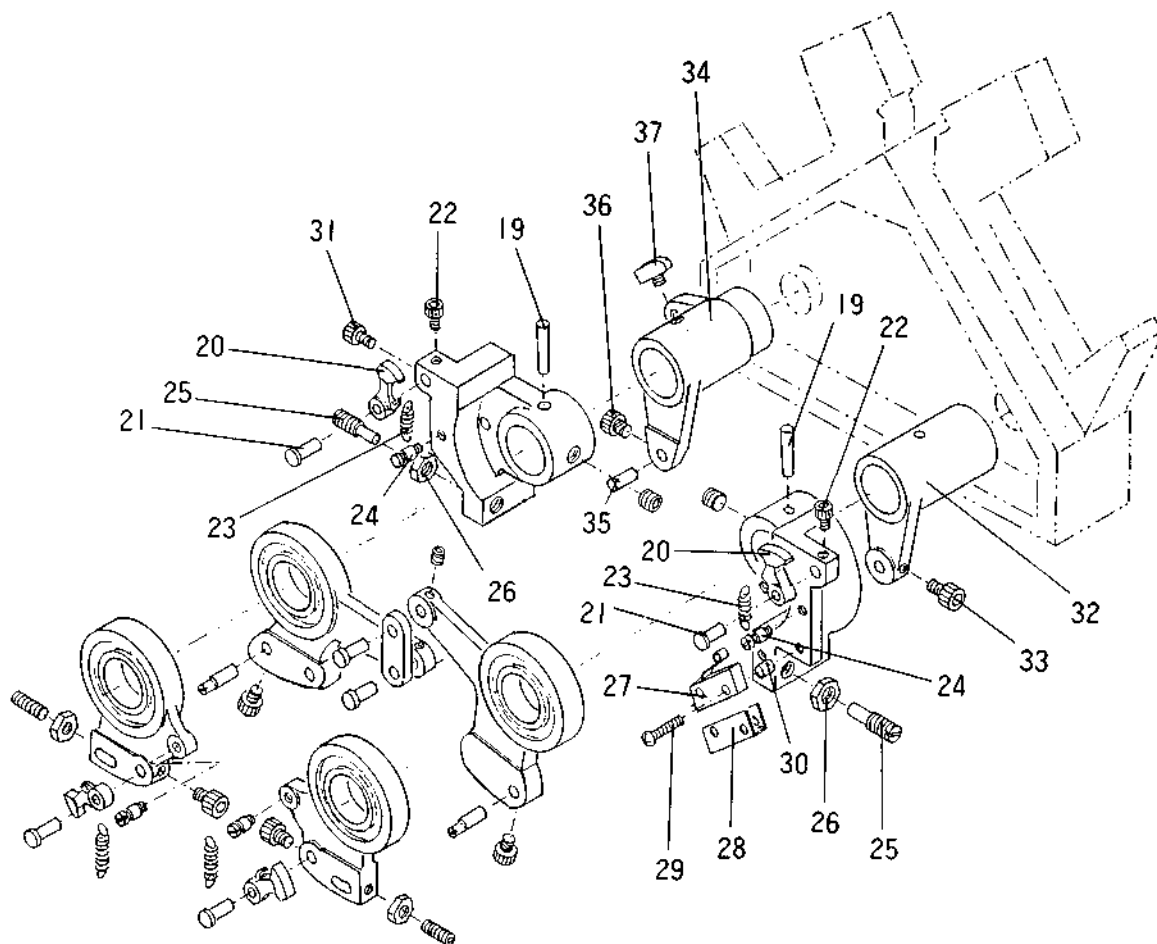
(Note) (No.18) Needle selection rod has many kinds of length. Please refer to Appendix(1Z-1).



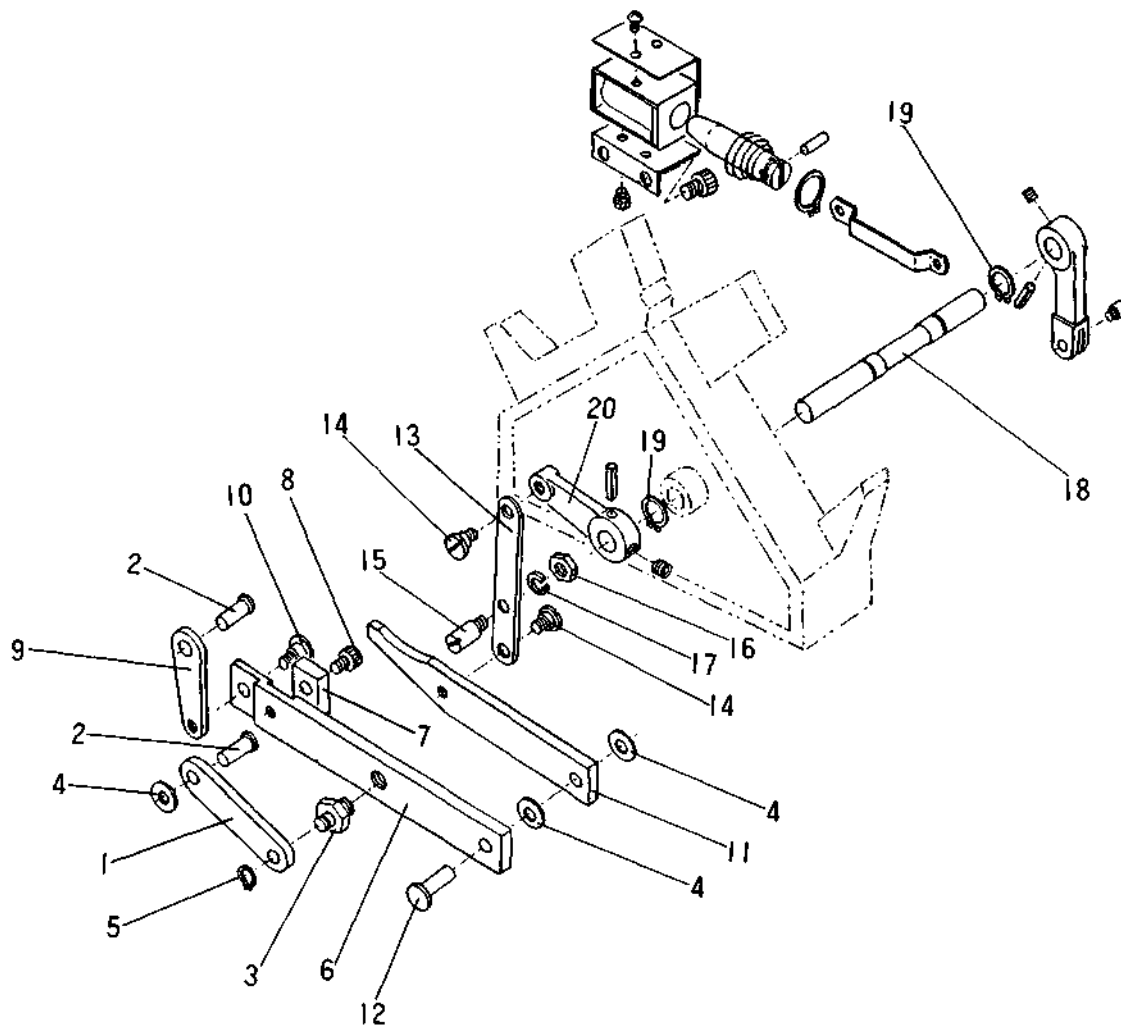
	PARTS	PARTS NAME	QTY	REMARKS
1	GB0039	STOPPER LEVER HOLDER	1	
2	ESC0625	CAP BOLT (M6 X 25)	1	
3	ESF0606	SETSCREN (M6 X 6)	2	
4	XGBG003	LOOPER STOPPER LEVER SET	1	
5	GB0042	LOOPER STOPPER PAHL	1	
6	ESC0410	CAP BOLT (M4 X 10)	1	
7	SIS0630	KICK SPRING	1	
8	GB0043	CUTTER STOPPER LEVER	1	
9	ESC0412	CAP BOLT (M4 X 12)	3	
10	G60044	CUTTER CONTROL ROD	1	
11	GB0045	CUTTER STOPPER PAWL	1	
12	GB0046	PRESSER CONTROL ROD FLANGE HOLDER	1	
13	XGBG004	PRESSER CONTROL PAWL SET	1	
14	GB0049	PRESSER CONTROL ARM	1	
15	SIS0218	SPRING HANGER SCREW	1	
16	SIS0621	PULL SPRING	1	



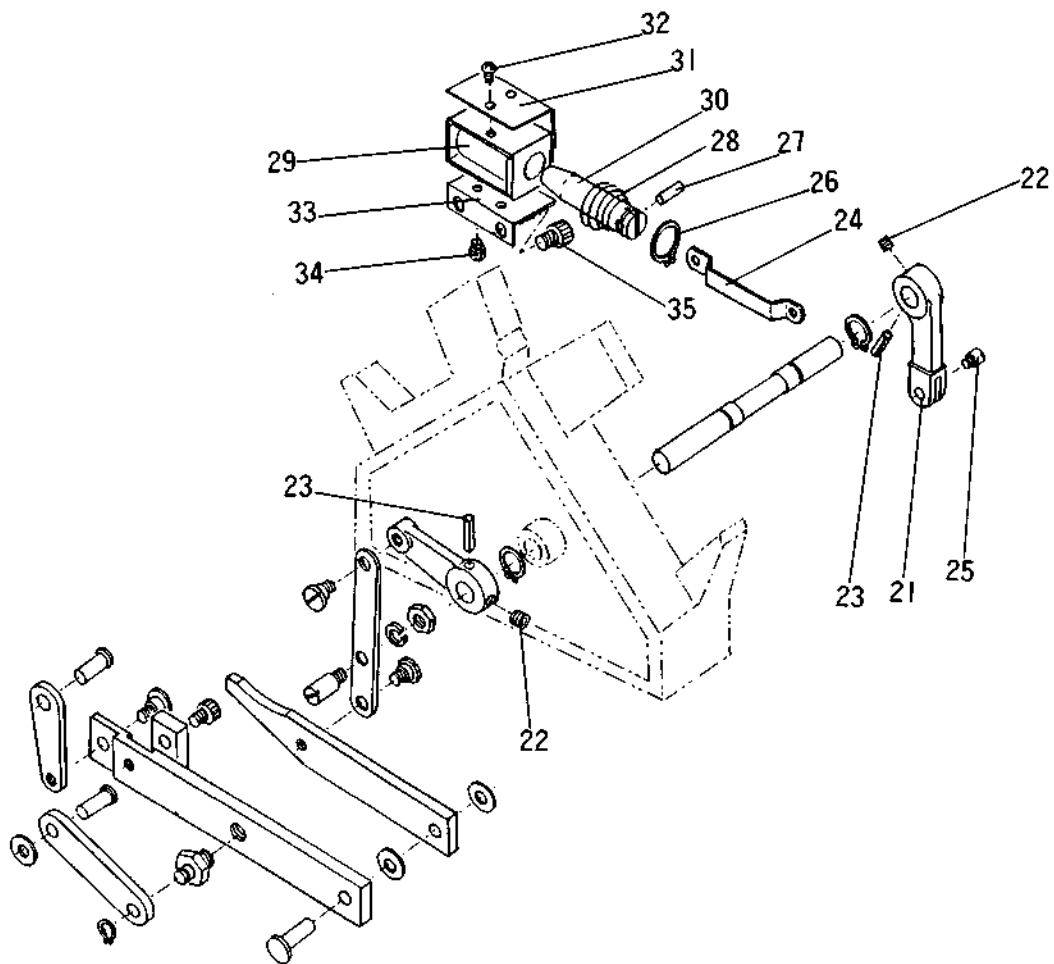
	PARTS	PARTS NAME	QTY	REMARKS
1	GB0018	DRUM ADVANCING WHEEL	2	5-7G *
1	GB0957	DRUM ADVANCING WHEEL	2	13G
1	GB0155	DRUM ADVANCING WHEEL	2	10G
2	TK0044	DRUM STOPPER PAWL	2	
3	S1S0416	PIN WITH HEAD	2	
4	ESC0608	CAP BOLT (M6 X 8)	2	
5	SIS0606	PULL SPRING	2	
6	SIS0215	SPRING HANGER SCREW	2	
7	ESF0515	SETSCREW (M5 X 15)	2	
8	EN105	NUT (1-M5)	2	
9	GB0017	DRUM ADVANCING DRIVE WHEEL (F)	1	
10	GB0024	DRUM ADVANCING DRIVE WHEEL (B)	1	
11	S1S0491	PIN	2	
12	ESC0608	CAP BOLT (M6 X 8)	2	
13	GB0018	WHEEL CONNECTING LINK	1	
14	SIS0418	PIN WITH HEAD	2	
15	ESF0608	SETSCREW (M6 X 6)	2	
16	GB0019	DRUM ADVANCING BRACKET (F)	1	
17	GB0025	DRUM ADVANCING BRACKET (B)	1	
18	ESF0808	SETSCREW (M8 X 8)	2	



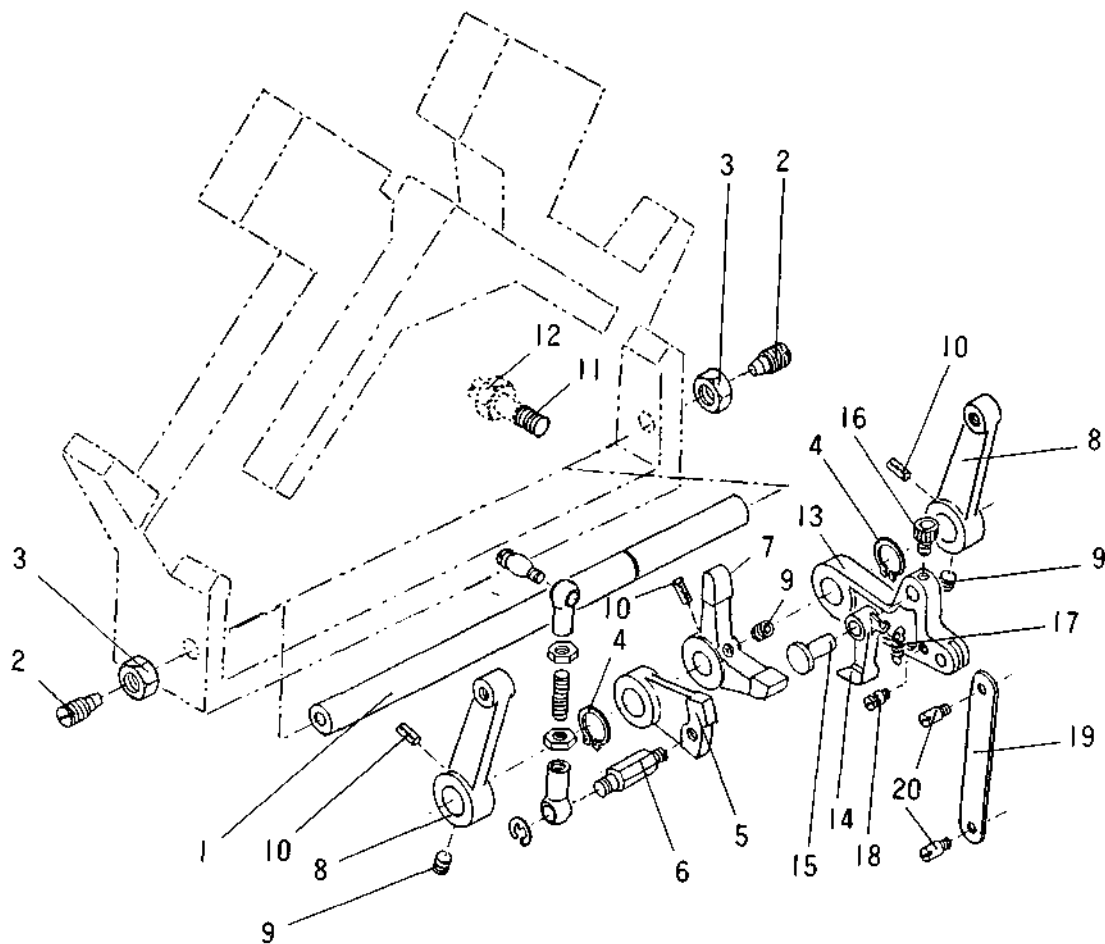
	PARTS	PARTS NAME	QTY	REMARKS
19	EPTN338	TAPER PIN (NO. 3 X 38)	2	
20	TK0044	DRUM STOPPER PAWL	2	
21	SIS0418	PIN WITH HEAD	2	
22	ESC0510	CAP BOLT (M5 X 10)	2	
23	SIS0613	PULL SPRING	2	
24	SIS0215	SPRING HANGER SCREW	2	
25	SIS0320	DRUM ADVANCING STOPPER PIN	2	
26	EN308	NUT (3-M8)	2	
27	NYAT01002	MICRO SWITCH (V3L-5104A)	1	XX0002
28		INSULATING PAPER	1	
29	ESN0325	ROUND HEAD SCREW (M3 X 25)	2	
30	SIS0524	COLLAR	2	
31	ESC0512	CAP BOLT (M5 X 12)	1	
32	GB0020	DRUM ADVANCING ROD GUIDE	1	
33	ESC0612	CAP BOLT (M6 X 12)	1	
34	GB0026	DRUM ADVANCING ARM	1	
35	SIS0412	STRAIGHT PIN	1	
36	ESC0610	CAP BOLT (M6 X 10)	1	
37	EE139	ELBOW (PH4 M5-4L)	1	



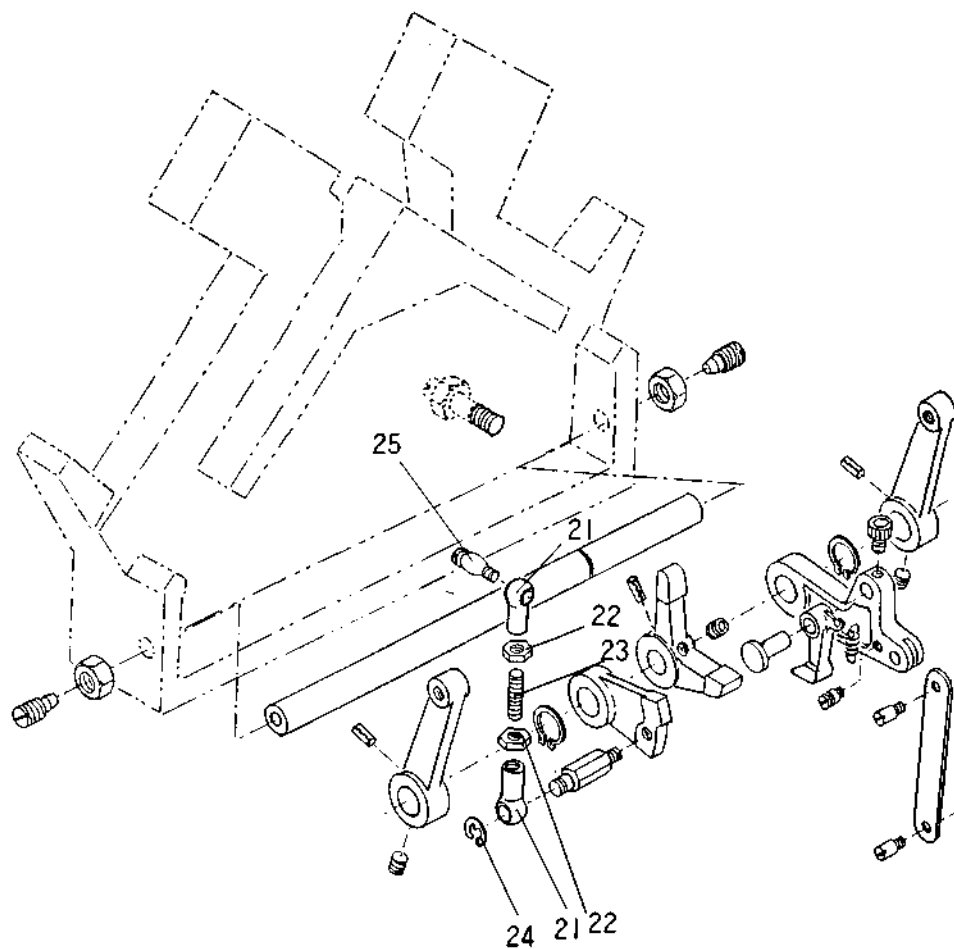
	PARTS	PARTS NAME	QTY	REMARKS
1	GB0027	WHEEL CONNECTING ROD	1	
2	SIS0416	PIN WITH HEAD	2	
3	GB0028	ROD HOLDER PIN	1	
4	SIS0503	HASHER	3	
5	ERS060	SNAP RING (S-6)	1	
6	GB0029	DRUM ADVANCING CONNECTING ROD	1	
7	GB0030	DRUM ADVANCING DRIVE PAUL	1	
8	ESC0508	CAP BOLT (M5 X 8)	1	
9	GB0031	DRUM ADVANCING CONNECTING ROD LEVER	1	
10	SIS0122	STEPPED SCREW	1	
11	GB0032	DRUM ADVANCING CLUTCH LEVER	1	
12	SIS0420	PIN WITH HEAD	1	
13	GB0033	DRUM ADVANCING CLUTCH CONTROL LINK	1	
14	SIS0123	STEPPED SCREW	2	
15	S1S0227	LONG HEAD SCREW	1	
16	S1S0804	NUT	1	
17	ELS06	SPRING WASHER (2-M6)	1	
18	G60035	DRUM ADVANCING CONTROL SOLENOID	1	
19	ERS100	SNAP RING (S-10)	2	
20	GB0034	DRUM ADVANCING CLUTCH CONTROL LEVER	1	



	PARTS	PARTS NAME	QTY	REMARKS
21	GB0036	DRUH ADVANCING CONTROL SOLENOID LEVER	1	
22	ESF0606	SETSCREW (M6 X 6)	2	
23	EPR4020	ROLL PIN (4.0 X 20)	2	
24	GB0037	SOLENOID CONNECTING LINK	1	
25	SIS0203	LONG HEAD SCREW	1	
26	ERS140	SNAP RING (S-14)	1	
27	SIS0431	STRAIGHT PIN	1	
28	SIS0653	TAPER SPRING	1	
29	KXL4100	SOLENOID (MDU-6K1)	1	XX0253
30	KXL4102	PLUNGER (6K)	1	XX0265
31	G01703	SOLENOID COVER	1	
32	ESN0406	ROUND HEAD SCREW (M4 X 6)	2	
33	GB0038	SOLENOID SET PLATE	1	
34	ESNS0406	ROUND HEAD SCREW (M4 X 6)	4	
35	ESC0610	CAP BOLT (M6 X 10)	2	



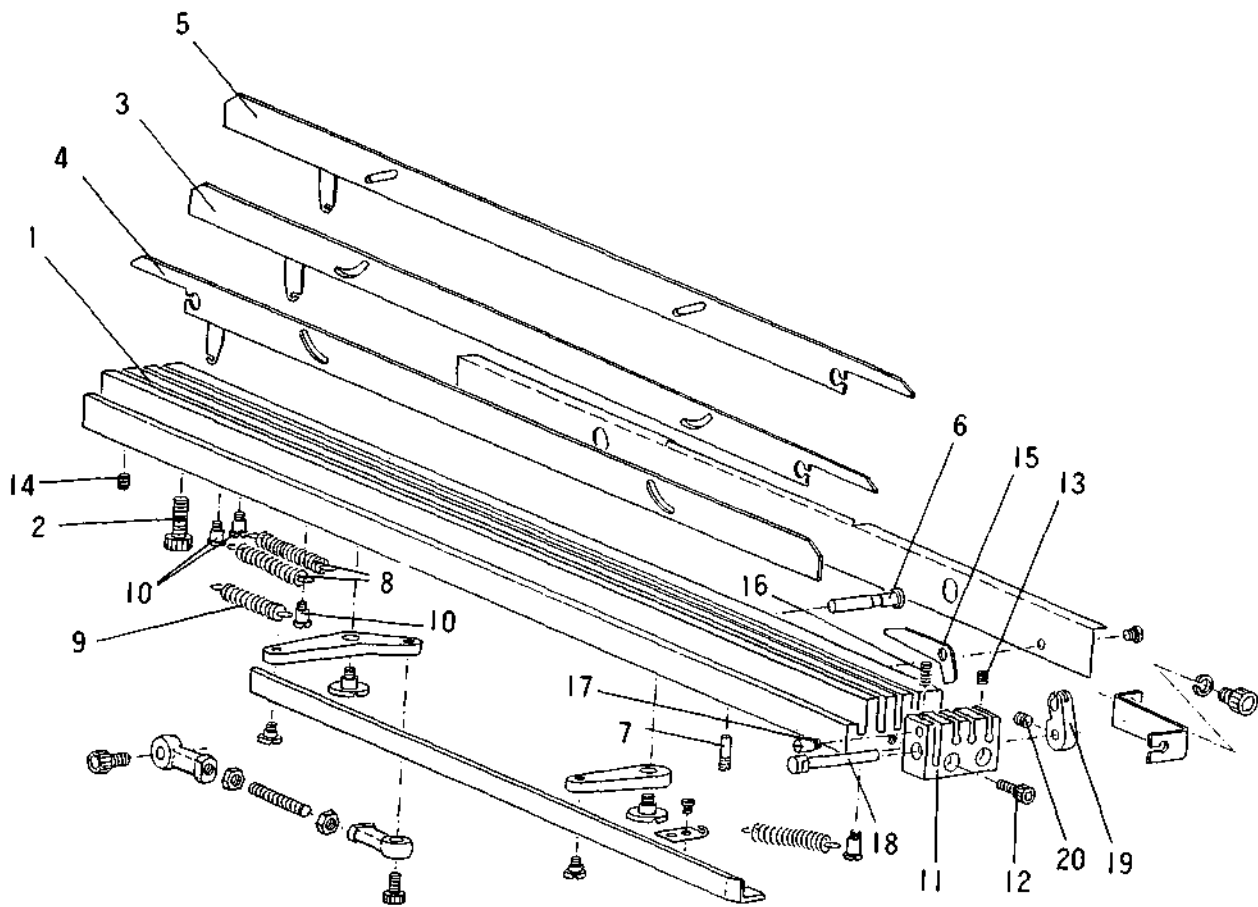
	PARTS	PARTS NAME	QTY	REMARKS
1	GB0074	PRESSER CONTROL SHAFT	1	
2	SIS0309	PIVOT SCREW	2	
3	EN308	NUT (3-M8)	2	
4	ERS120	SNAP RING (S-12)	2	
5	GB0075	PRESSER STOPPER CAM	1	
6	GB0076	PRESSER STOPPER CONNECTING PIN	1	
7	GB0077	PRESSER DRIVE STOPPER PAWL	1	
8	GB0080	PRESSER WORKING ARM	2	
9	ESF0606	SETSCREW (M6 X 6)	3	
10	EPR4020	ROLL PIN (4.0 X 20)	3	
11	SIS0310	PUSH SCREW	1	
12	EN308	NUT (3-M8)	1	
13	GB0078	PRESSER DRIVE LEVER	1	
14	GB0079	PRESSER DRIVE PAWL	1	
15	SIS0420	PIN WITH HEAD	1	
16	ESC0506	CAP BOLT (M5 X 6)	1	
17	SIS0608	PULL SPRING	1	
18	SIS0215	SPRING HANGER SCREW	1	
19	SIS0917	CONNECTING LINK	1	
20	SIS0207	LONG HEAD SCREW	2	



	PARTS	PARTS NAME	QTY	REMARKS
21	TF0121	JOINT	2	
22	SIS0804	NUT	2	
23	SIS0306	CONNECTING SCREW	1	
24	ERE060	E-RING (E-6)	1	
25	SIS0313	SCREW	1	

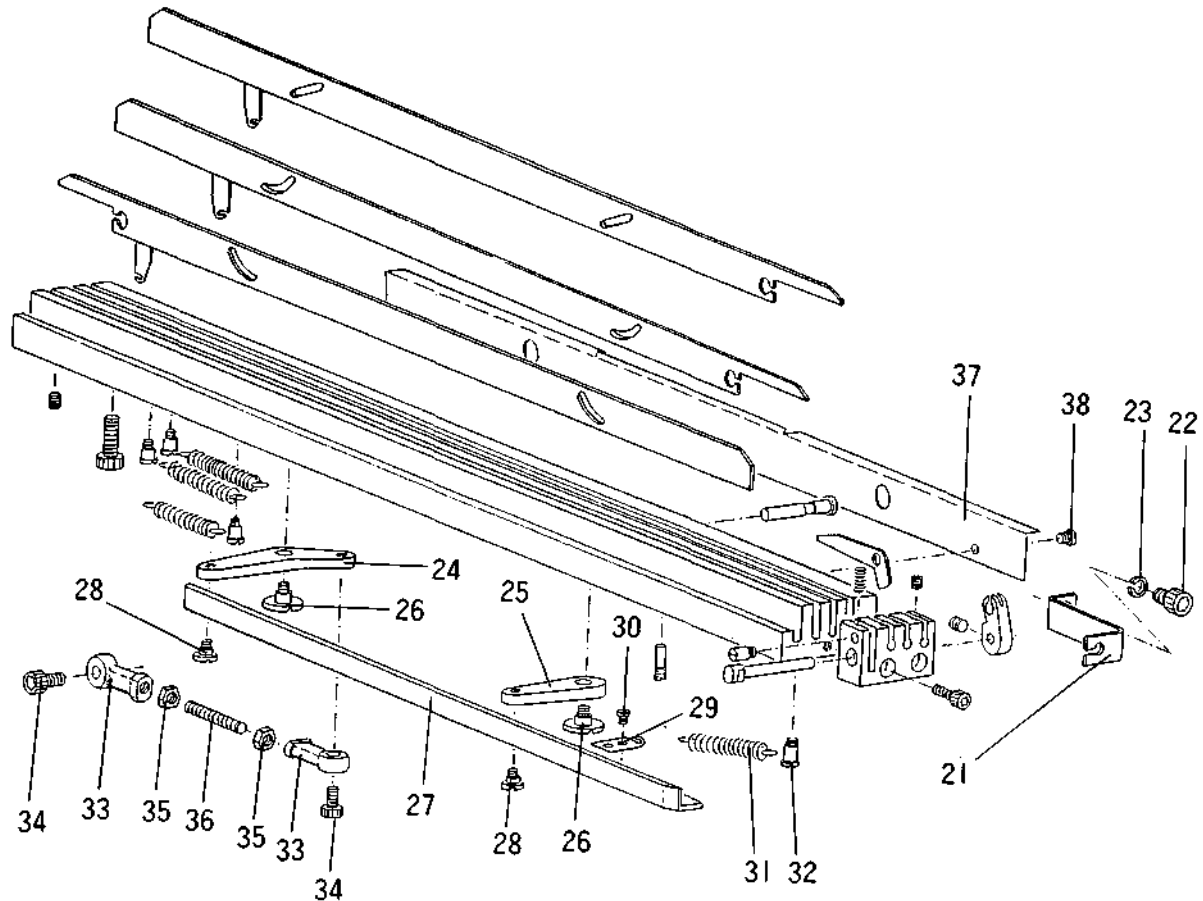


# Front Carriage Guide Rail



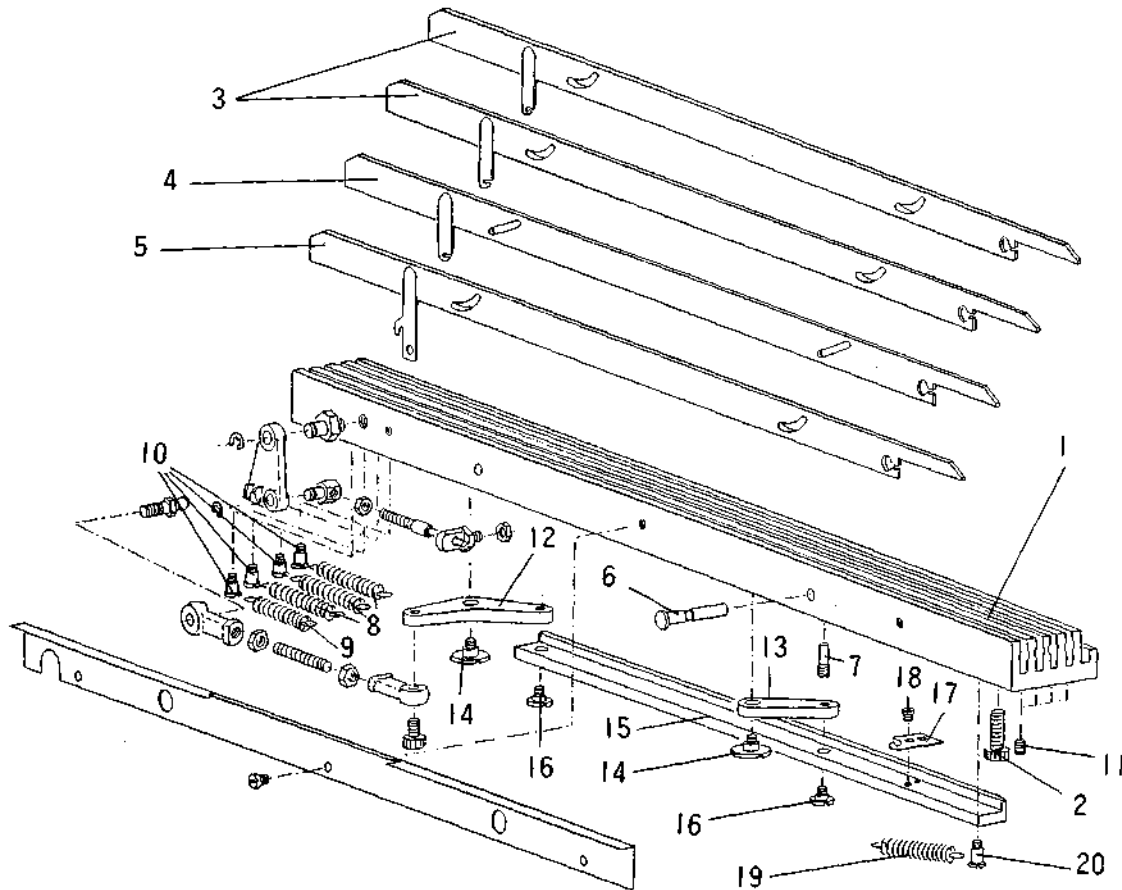
	PARTS	PARTS NAME	QTY	REMARKS
1	GB0092	CARRIAGE GUIDE RAIL (F)	1	
2	ESC0620	CAP BOLT (M6 X 20)	2	
3	GB0094	CARRIAGE CONTROL BAR	1	
4	GB0097	CARRIAGE CONTROL BAR	1	
5	GB0098	CARRIAGE CONTROL BAR (B.R)	1	
6	SIS4167	PIN WITH HEAD	2	
7	SIS0358	PUSH SCREW	2	
8	SIS0666	PULL SPRING	2	
9	SIS0680	PULL SPRING	1	
10	SIS0107	STEPPED SCREW	3	
11	GB0104	HIRE TERMINAL (F.R)	1	
12	ESC0418	CAP BOLT (M4 X 18)	2	
13	ESF0505	SETSCREW (M5 X 5)	3	
14	ESF0512	SETSCREW (M5 X 12)	1	
15	GB0107	SET UP CAN CONTROL LEVER	1	
16	SIS0665	PUSH SPRING	1	
17	SIS0204	LONG HEAD SCREW	1	
18	GB0108	SET UP CAN WORKING CAM	1	
19	GB0109	SET UP CAM CONTROL WIRE LEVER	1	
20	ESF0505	SET SCREW (M5 X 5)	1	

# Front Carriage Guide Rail

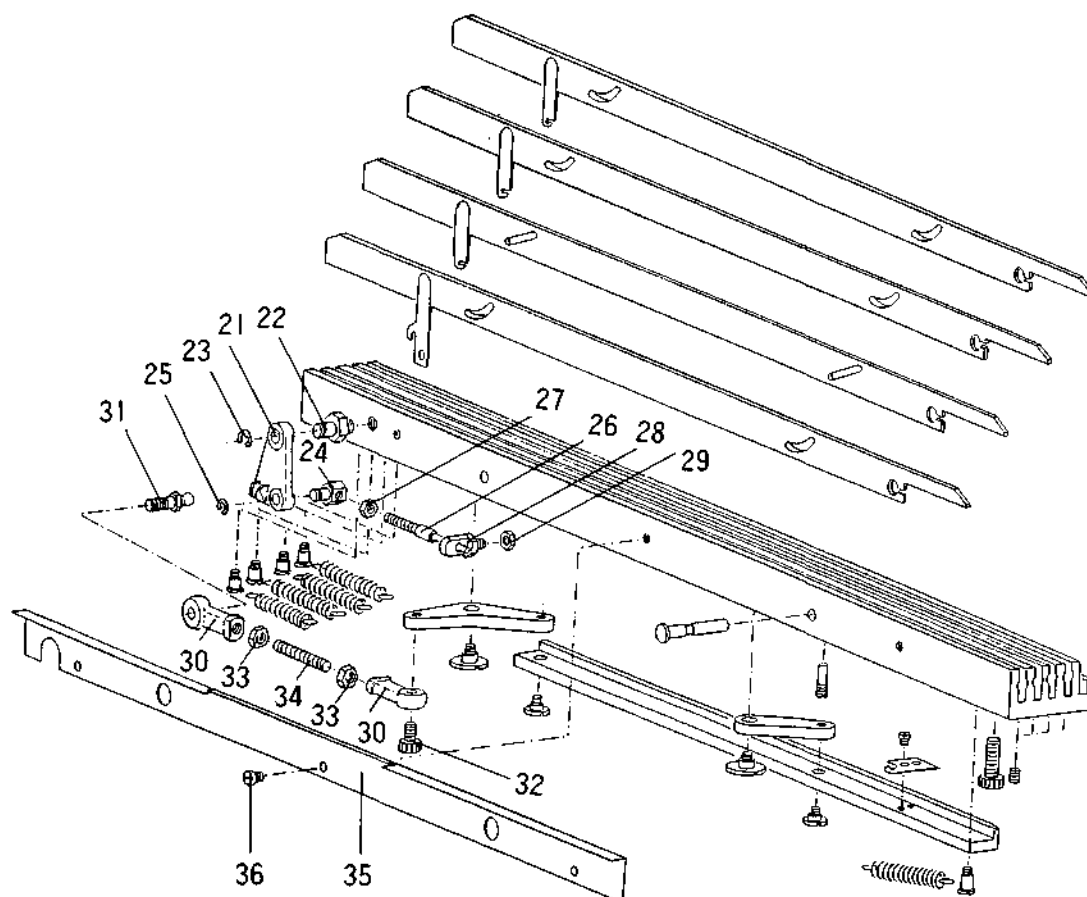


	PARTS	PARTS NAME	QTY	REMARKS
21	GB0110	SET UP CAM HIRE HOLDER	1	
22	ESC0610	CAP BOLT (M6 X 10)	1	
23	ELS06	SPRING WASHER (2-M6)	1	
24	GB0081	PRESSER HORKING LINK (A)	1	
25	GB0082	PRESSER HORKING LINK (8)	1	
26	SIS0171	STEPPED SCREW	2	
27	GB0083	PRESSER CAN CONTROL BAR	1	
28	SIS0131	STEPPED SCREH	2	
29	GB0085	PRESSER CONTROL BAR	1	
30	SIS0002	FLAT HEAD SCREW	2	
31	SIS0666	PULL SPRING	1	
32	SIS0107	STEPPED SCREW	1	
33	EJE0501	ROD END (RB-5LS)	2	
34	ESC0513	CAP BOLT (M5 X 13)	2	
35	EN105	NUT (1-M5)	2	
36	SIS0327	CONNECTING SCREW	1	
37	GB0102	CARRIAGE GUIDE RAIL COVER	1	
38	SIS0003	FLAT HEAD SCREW	3	

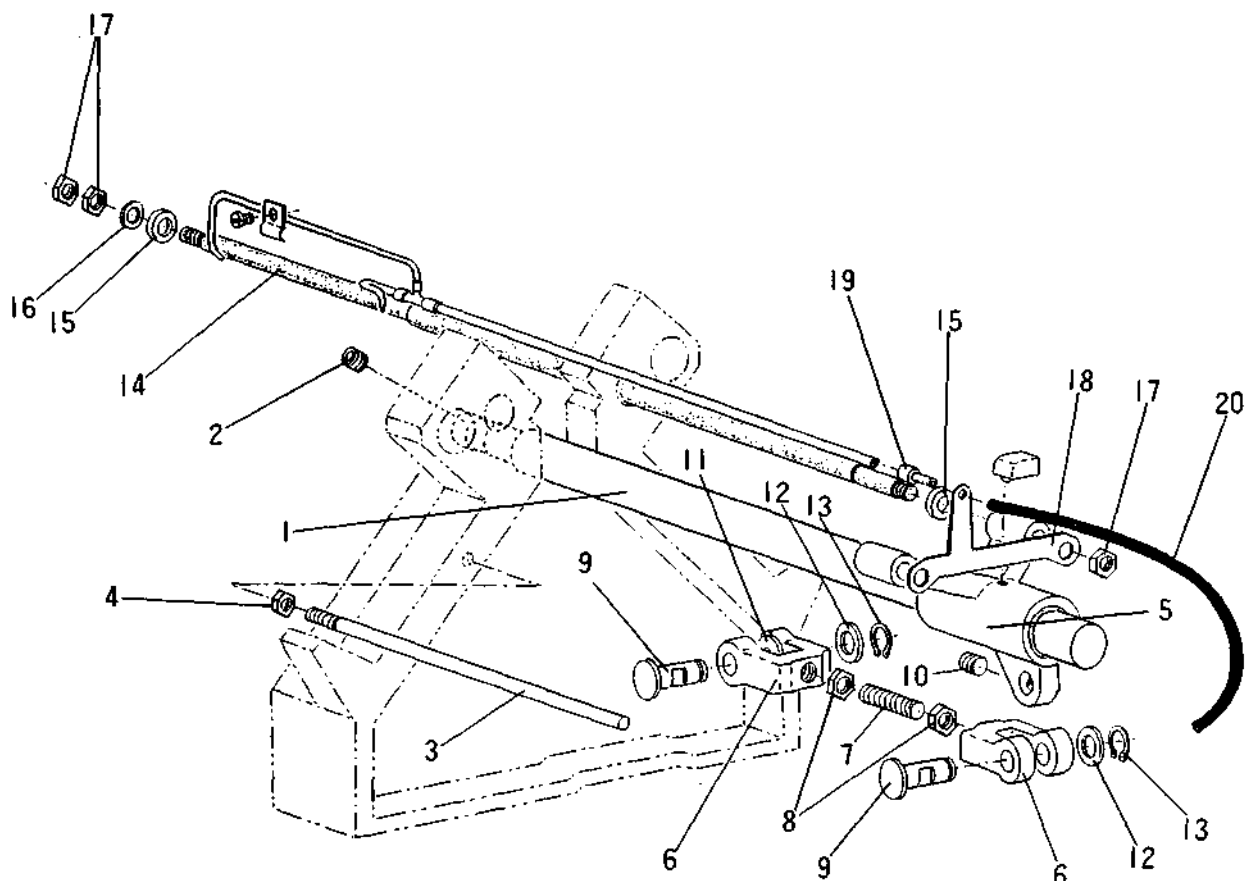
# Back Carriage Guide Rail



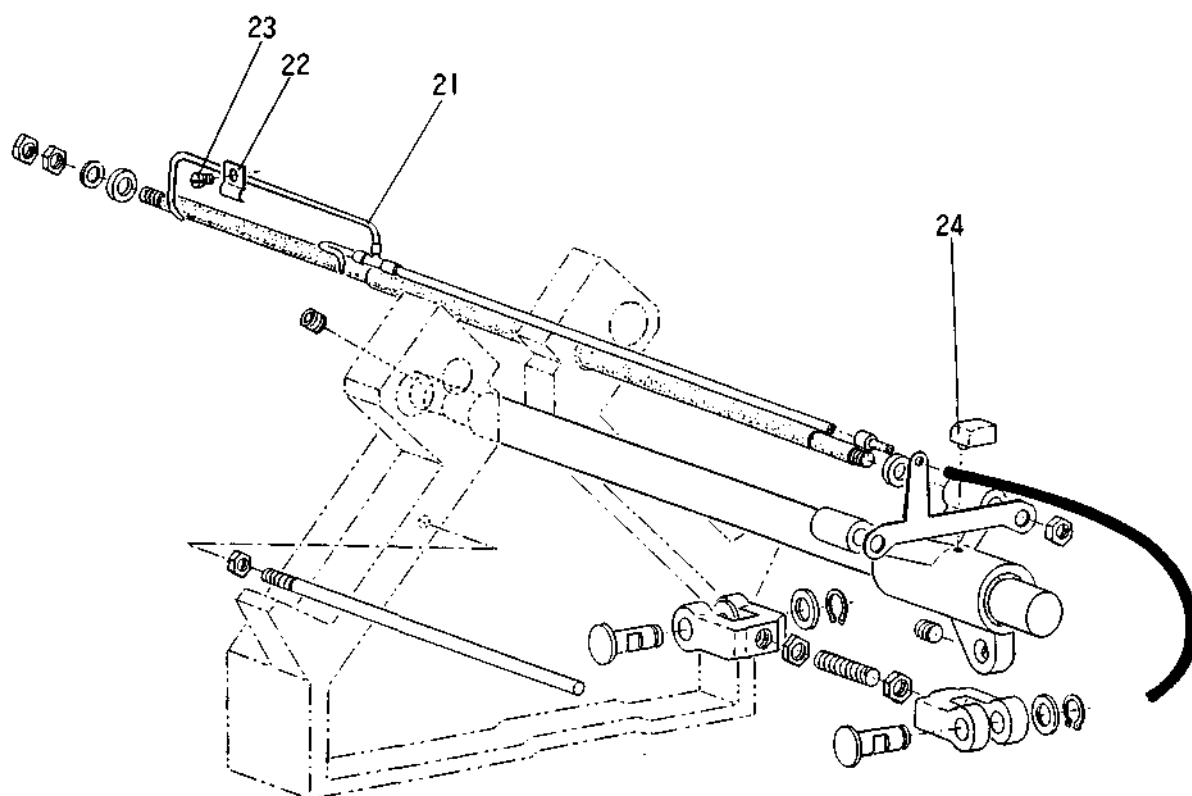
	PARTS	PARTS NAME	QTY	REMARKS
1	GB0144	CARRIAGE GUIDE RAIL (8)	1	
2	ESC0620	CAP BOLT (M6 X 20)	2	
3	GB0095	CARRIAGE CONTROL BAR (AL-1)	2	
4	GB0099	CARRIAGE CONTROL BAR (BL-1)	1	
5	GB0148	CARRIAGE CONTROL BAR (A.L)	1	
6	S1S4167	PIN WITH HEAD	2	
7	S1S0358	PUSH SCREW	2	
8	S1S0666	PULL SPRING	3	
9	SIS0680	PULL SPRING	1	
10	SIS0107	STEPPED SCREW	4	
11	ESF0512	SETSCREW (M5 X 12)	4	
12	GB0081	PRESSER WORKING LINK (A)	1	
13	GB0082	PRESSER WORKING LINK (B)	1	
14	S1S0171	STEPPED SCREW	2	
15	GB0084	PRESSER CAN CONTROL BAR (B)	1	
16	S1S0131	STEPPED SCREW	2	
17	GB0085	PRESSER CONTROL BAR	1	
18	SIS0002	FLAT HEAD SCREW	2	
19	SIS0666	PULL SPRING	1	
20	SIS0107	STEPPED SCREW	1	



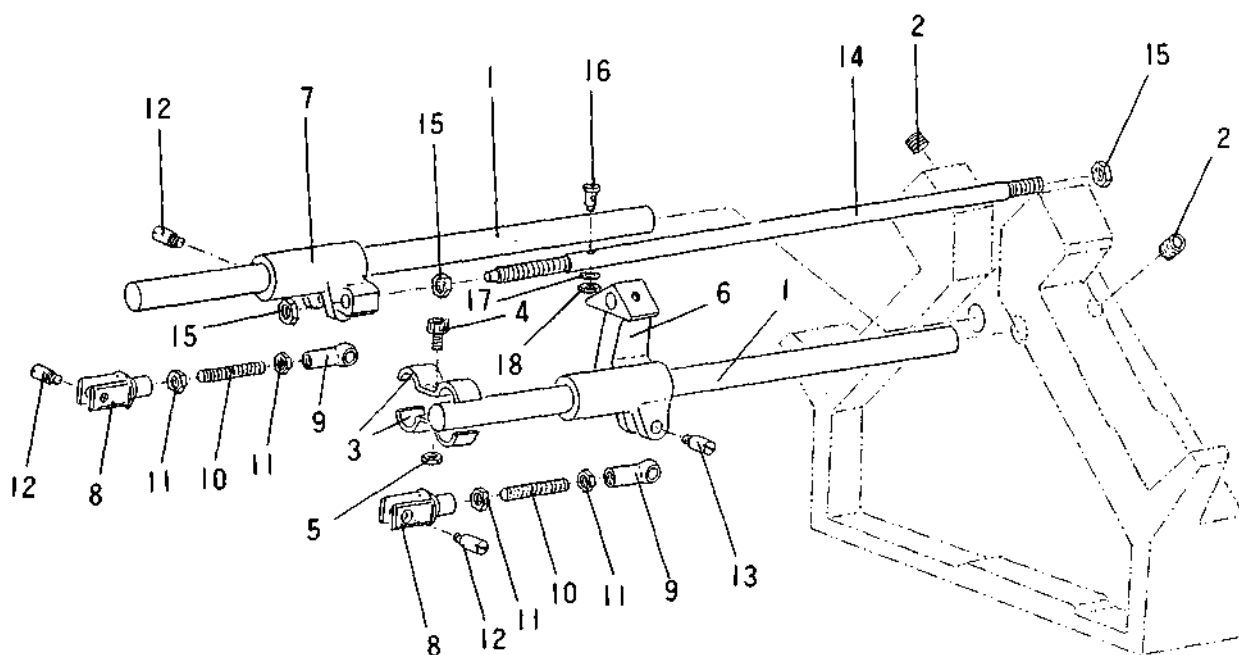
	PARTS	PARTS NAME	QTY	REMARKS
21	GB00B7	CONTROL BAR WORKING LEVER	1	
22	GB0088	WORKING CONNECTOR	1	
23	ERE050	E-RING (E-5)	1	
24	GB0089	CONTROL BAR WORKING	1	
25	ERE040	E-RING (E-4)	1	
26	GB0090	CONTROL BAR WORKING ROD	1	
27	S1S0803	NUT	1	
28	GB0091	CONTROL BAR WORKING JOINT	1	
29	S1S0803	NUT	1	
30	EJB0501	BALL BEARING (605ZZ)	2	
31	GB0086	CONTROL BAR WORKING SCREW	1	
32	ESC0513	CAP BOLT (M5 X 13)	1	
33	EN105	NUT (1-M5)	2	
34	S1S0327	CONNECTING SCREW	1	
35	GB0103	CARRIAGE GUIDE RAIL COVER(B)	1	
36	S1S0003	FLAT HEAD SCREW	3	



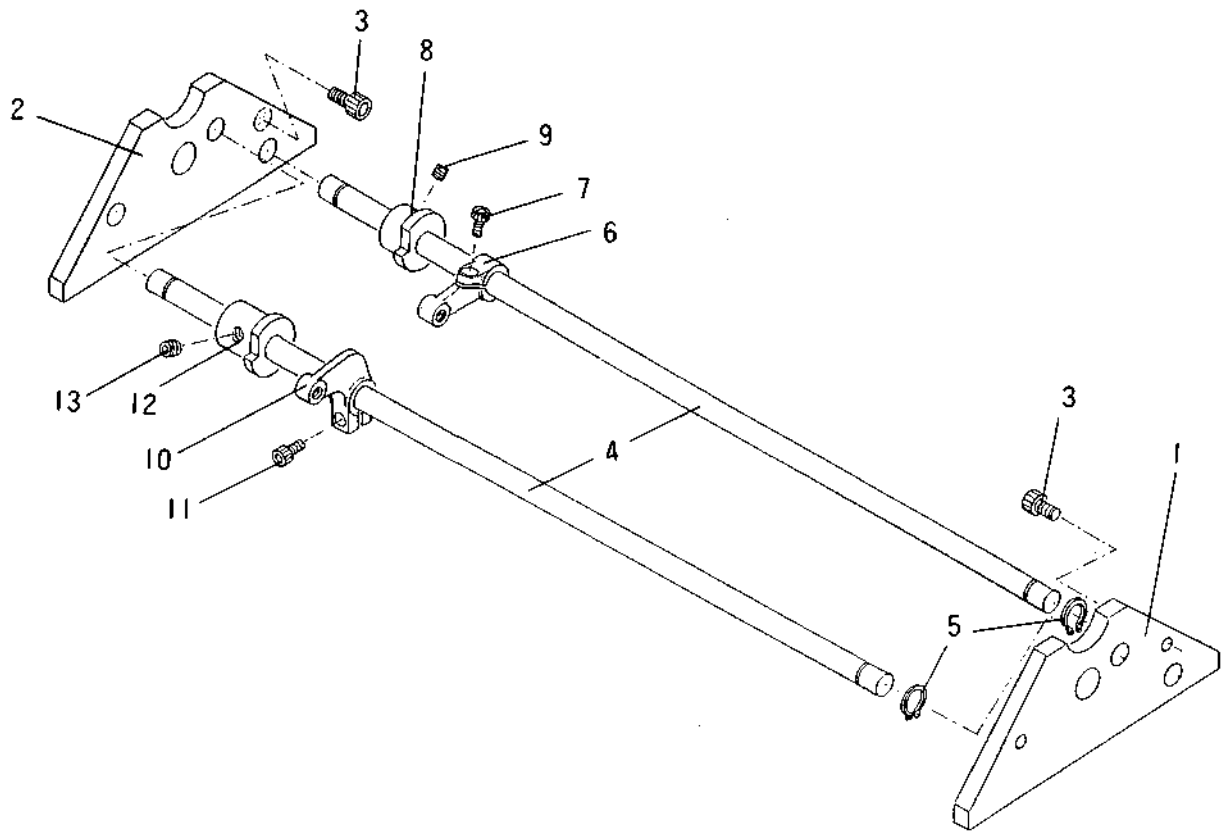
	PARTS	PARTS NAME	QTY	REMARKS
1	GB0113	CARRIAGE DRIVE GUIDE SHAFT	1	
2	ESF0808	SETSCREW (M8 X 8)	1	
3	GB0122	MIRE GUIDE ROD	1	
4	EN106	NUT (1-N6)	1	
5	XGBG023A	CARRIAGE DRIVE ARM	1	
6	GB0116	ROD END (MB)	2	
7	SIS0311	CONNECTING SCREW (M8)	1	
8	EN308	NUT (3-M8)	2	
9	SIS4173	PIN KITH HEAD	2	
10	ESF0810	SETSCREW (M8 X 10)	1	
11	SIS5222	WASHER	1	
12	SIS0536	WASHER	2	
13	ERS100	SNAP RING (S-10)	2	
14	GB0117	CARRIAGE DRIVE ROD	2	
15	SIS0504	WASHER	4	
16	SIS0557	WASHER	2	
17	SIS0805	NUT	6	
18	GB0118	AIR PIPE STAY	1	
19	GB0120	AIR PIPE JOINT	1	
20	EE031	VINYL TUBE (N5-1) (3/16)		



	PARTS	PARTS NAME	QTY	REMARKS
21	GB1701	AIR PIPE	1	*
21	GB1702	AIR PIPE	1	SFG-13S. STJ
21	GB1703	AIR PIPE	1	SFG-13L.SPG-7L2/L---
22	GB0121	AIR PIPE SET PLATE	2	
23	SIS0067	FLAT HEAD SCREW	2	
24	EE139	ELBOH (PH4 M5-4L)	1	

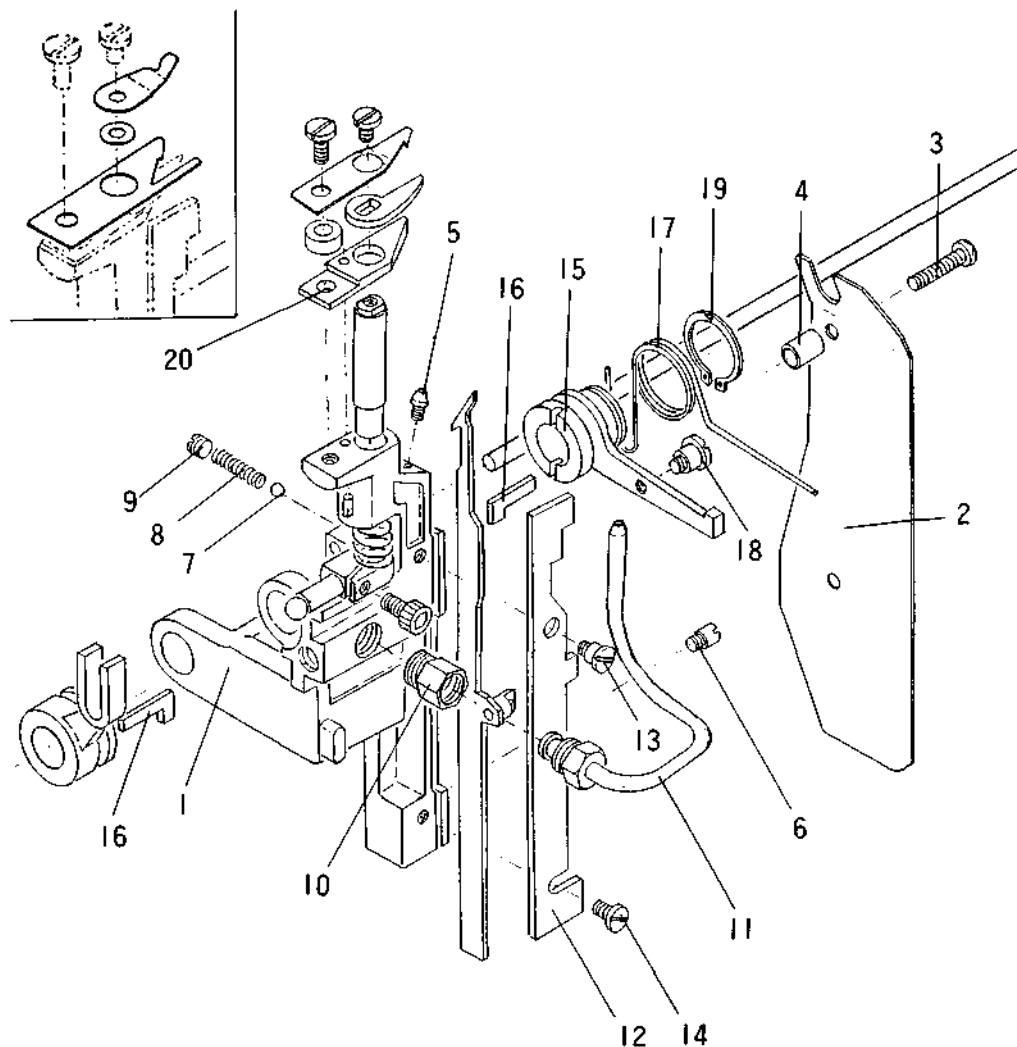


	PARTS	PARTS NAME	QTY	REMARKS
1	GB0123	STITCH HOLDER GUIDE ROD	2	
2	ESF0808	SETSCREW (M8 X 8)	2	
3	GB0124	DRIVE GUIDE SHAFT	2	
4	ESC0512	CAP BOLT (M5 X 12)	1	
5	EN105	NUT (1-M5)	1	
6	GB0125	STITCH HOLDER DRIVE GUIDE	1	
7	GB0126	LOOPER BLOCK DRIVE GUIDE	1	
8	GB0127	ROD JOINT	2	
9	TF0121	JOINT	2	
10	SIS0306	CONNECTING SCREW	2	
11	S1S0804	NUT	4	
12	SIS0211	LONG HEAD SCREW	3	
13	SIS0281	LONG HEAD SCREW	1	
14	GB0055	LOOPER BLOCK CONNECTING ROD	1	
15	SIS0804	NUT	3	
16	SIS0338	STEPPED SCREW	1	
17	ELH030B	WASHER (1-M3)	1	
18	SIS0801	NUT	1	

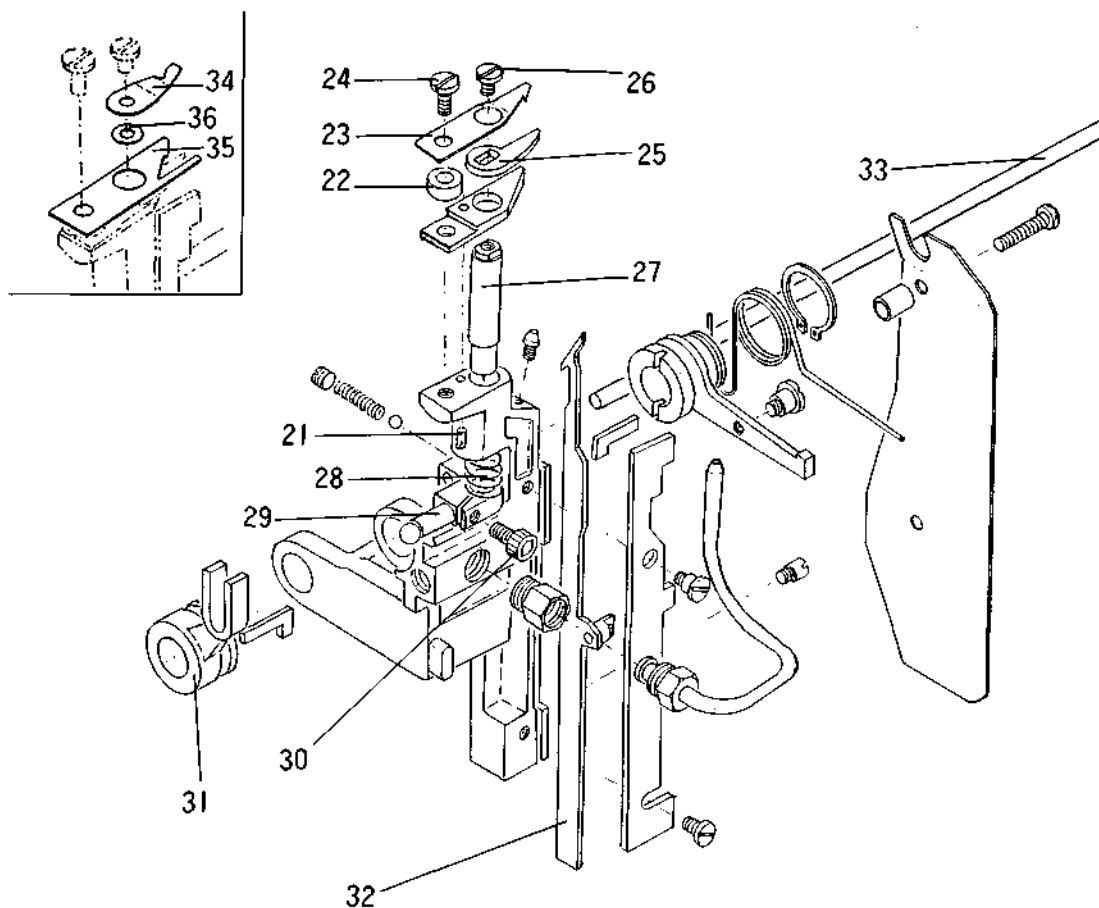


	PARTS	PARTS NAME	QTY	REMARKS
1	GB0051	LOOPER HOLDER PLATE (R)	1	
2	GB0052	LOOPER HOLDER PLATE (L)	1	
3	ESC0512	CAP BOLT (M5 X 12)	4	
4	GB0053	LOOPER BLOCK GUIDE SHAFT	2	
5	ERS100	SNAP RING (S-10)	2	
6	GB0061	LOOPER DRIVE LEVER	1	
7	ESC0410	CAP BOLT (M4 X 10)	1	
8	GB0062	LOOPER STOPPER	1	
9	ESF0606	SETSCREW (M6 X 6)	2	
10	GB0069	YARN CUTTER WORKING ARM	1	
11	ESCD410	CAP BOLT (M4 X 10)	1	
12	GB0070	YARN CUTTER DRIVE	1	
13	ESF0606	SETSCREW (M6 X 6)	2	



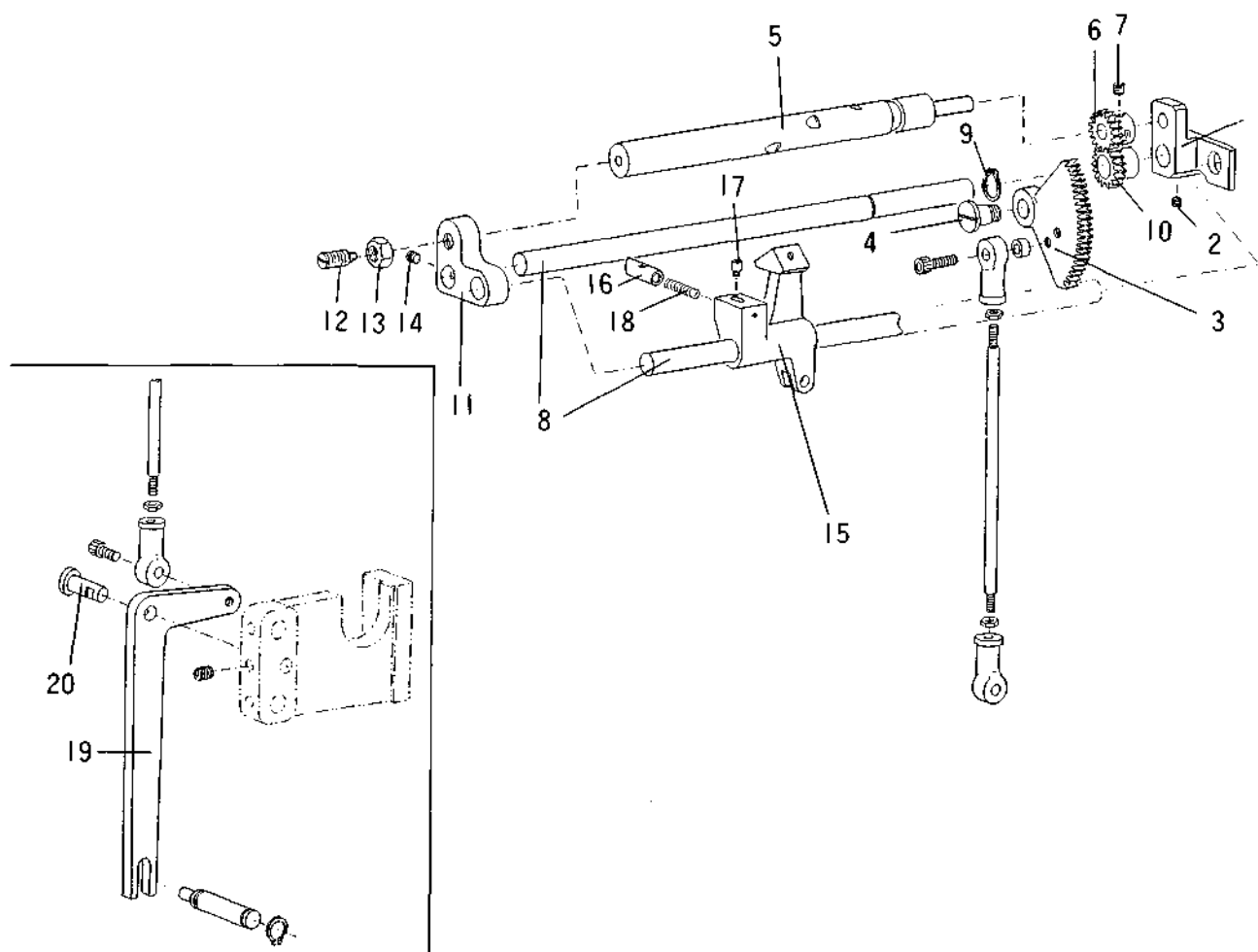


	PARTS	PARTS NAME	QTY	REMARKS
1	GB0054	LOOPER BLOCK	1	
2	GP0019	LOOPER BLOCK COVER	1	
3	ESN0315	ROUND HEAD SCREW M3 X 15)	2	
4	S1S05Z5	COLLAR	2	
5	GB0056	AIR NOZZLE	1	
6	SIS0201	LONG HEAD SCREW	1	
7	EGS006	STEEL BALL (1/8)	1	
8	SIS0633	PUSH SPRING	1	
9	SIS0303	PUSH SCREW	1	
10	GB1708	AIR NIPPLE	1	
11	GB1707	SUB AIR PIPE	1	
12	G81215	LOOPER GUIDE PLATE	1	
13	SIS1121	STEPPED SCREW	1	
14	SIS0001	FLAT HEAD SCREW	1	
15	GB0059	LOOPER WORKING LEVER	1	
16	GB0060	LEVER GUIDE KEY	2	
17	SIS0673	KICK SPRING	1	
18	SIS0115	STEPPED SCREW	1	
19	ERS140	SNAP RING (S-14)	1	
20	GB0063	YARN CUTTER (FIXED)	1	



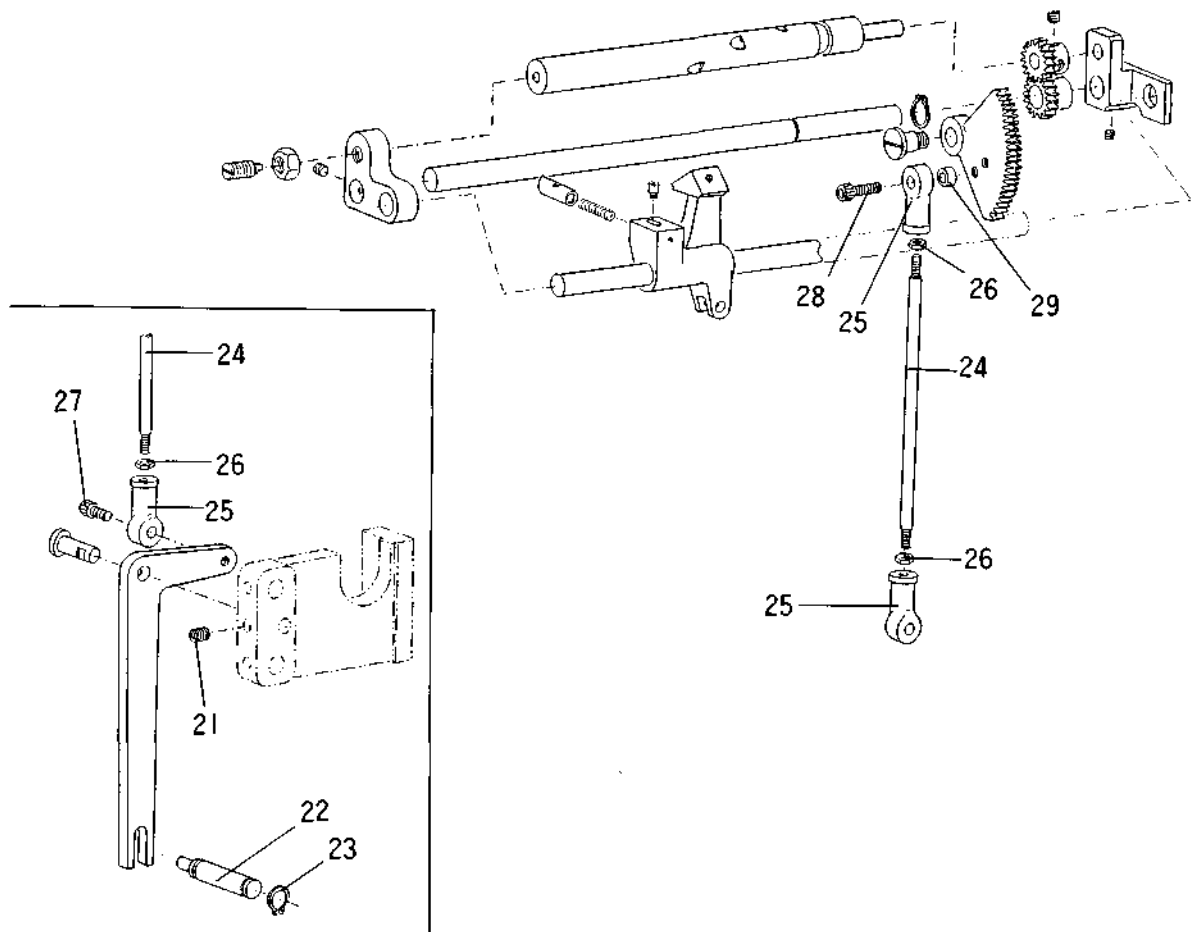
	PARTS	PARTS NAME	QTY	REMARKS
21	EP12006	FASTENER PIN (B 2.0 X 6)	1	
22	SIS0526	COLLAR	1	
23	GB0064	YARN CUTTER PRESSING	1	
24	SIS0016	FLAT HEAD SCREW	1	
25	GB0065	YARN CUTTER	1	
26	SIS0015	FLAT HEAD SCREW	1	
27	GB0066	SHANK	1	
28	SIS6306	PUSH SPRING	1	
29	GB0067	YARN CUTTER WORKING	1	
30	ESC0410	CAP BOLT (M4 X 10)	1	
31	GB0068	YARN CUTTER DRIVE LEVER	1	
32	XGBG006	LOOPER (WITH PINH5G-7G)	1	*
32	XGBG016	LOOPER (WITH PINX10G)	1	
32	XGBG017	LOOPER (WITH PINX13G)	1	
32	XGBG032	LOOPER (WITH PINX8G)	1	
33	GB1503	NEEDLE SELECTION ROD (163.0 MM)	1	
34	GB0129	CUTTER SUB PRESSER	1	DOUBLE
35	GB1030	CUTTER PRESSING PLATE	1	*
36	SIS5166	WASHER	1	*

# Stitch Holder Stopper Device(10, 13G)



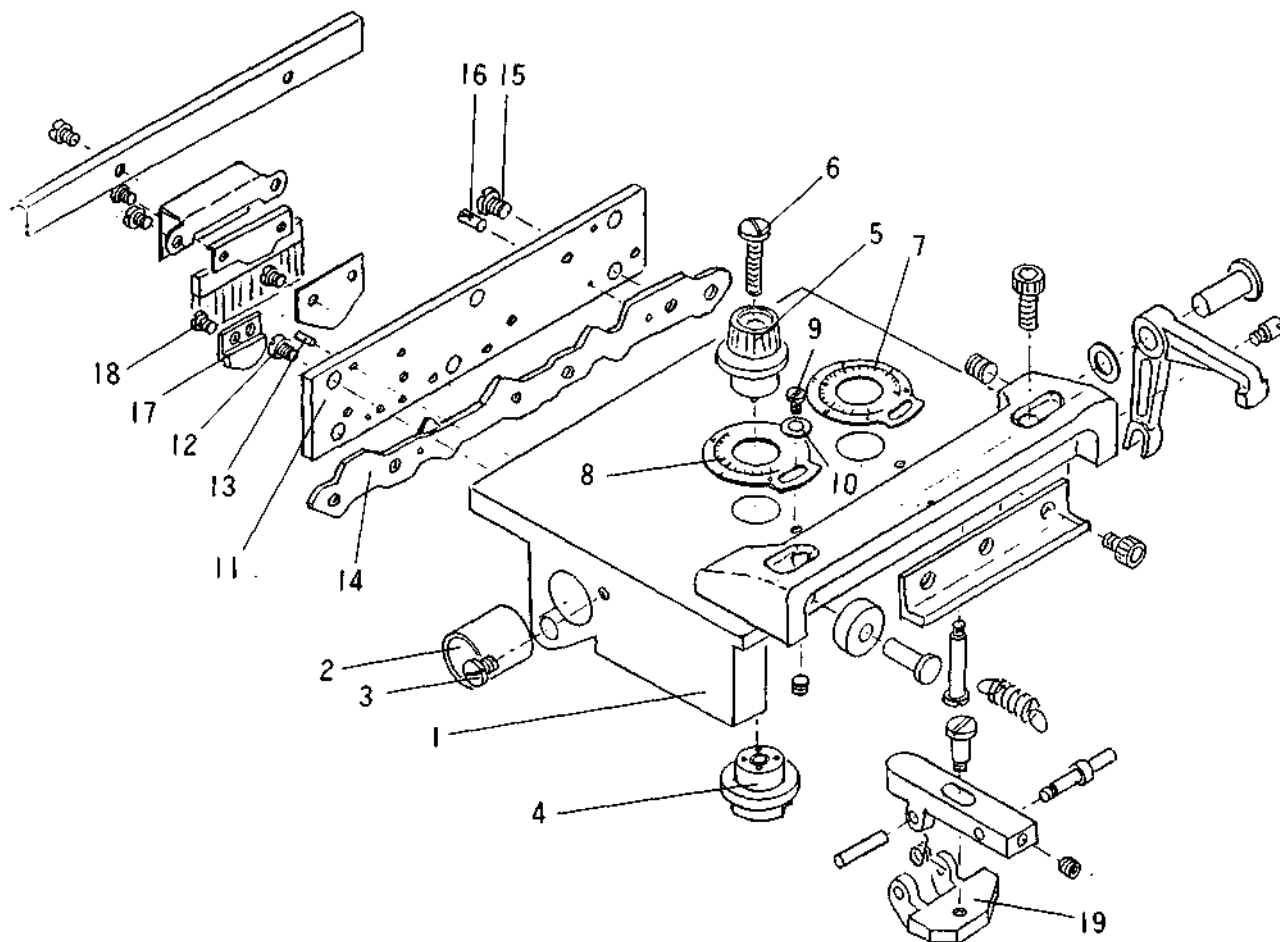
	PARTS	PARTS NAME	QTY	REMARKS
1	GB0995	STOPPER SHAFT BRACKET (R)	1	
2	ESF0505	SETSCREW (M5 X 5)	1	
3	GB0200	STOPPER DRIVE GEAR (10M/S)	1	*
4	SIS0134	STEPPED SCREW	1	
5	GB0179	STOPPER SHAFT (ION)	1	*
6	GB0998	STOPPER FOLLOWING GEAR	1	
7	ESF0605	SETSCREW (MB X 5)	2	
8	GB0996	STITCH HOLDER DRIVE GUIDE SHAFT	2	
9	ERS120	SNAP RING (S-12)	2	
10	GB0999	STOPPER IDLE GEAR	1	
11	GB0994	STOPPER SHAFT BRACKET (L)	1	
12	SIS0309	PIVOT SCREW	1	
13	EN308	NUT (3-M8)	1	
14	ESF0508	SETSCREW (M5 X 5)	1	
15	GB0180	STITCH HOLDER DRIVE GUIDE	1	*
16	GE0010	BLOCK STOPPER PIN (B-R)	1	
17	SIS0203	LONG HEAD SCREW	1	
18	SIS0635	PUSH SPRING	1	
19	GD0972	STOPPER DRIVE LEVER	1	
20	SIS0439	PIN WITH HEAD	1	

## Stitch Holder Stopper Device (10, 13G)



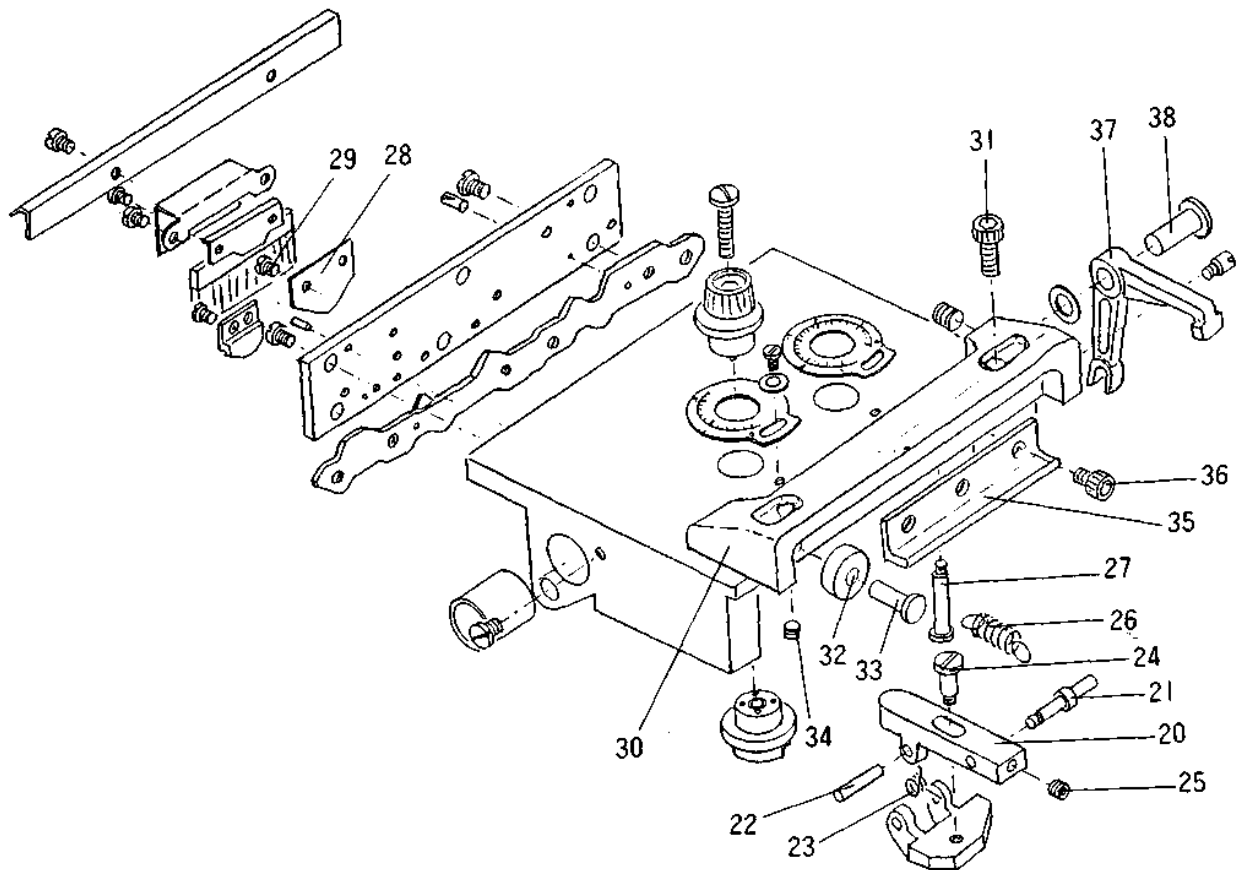
	PARTS	PARTS NAME	QTY	REMARKS
21	ESF0612	SETSCREW (M6 X 12)	1	
22	GD0973	DRIVE ROD FULCRUM PIN	1	
23	ERS100	SNAP RING (S-10)	2	
24	GD0974	STITCH HOLDER STOPPER	1	
25	EJE0501	ROD END (RB-5LS)	2	
26	EN105	NUT (1-M5)	2	
27	ESC0512	CAP BOLT (M5 X 12)	1	
28	ESC0520	CAP BOLT (M5 X 20)	1	
29	SIS5112	COLLAR	1	

# Front Carriage



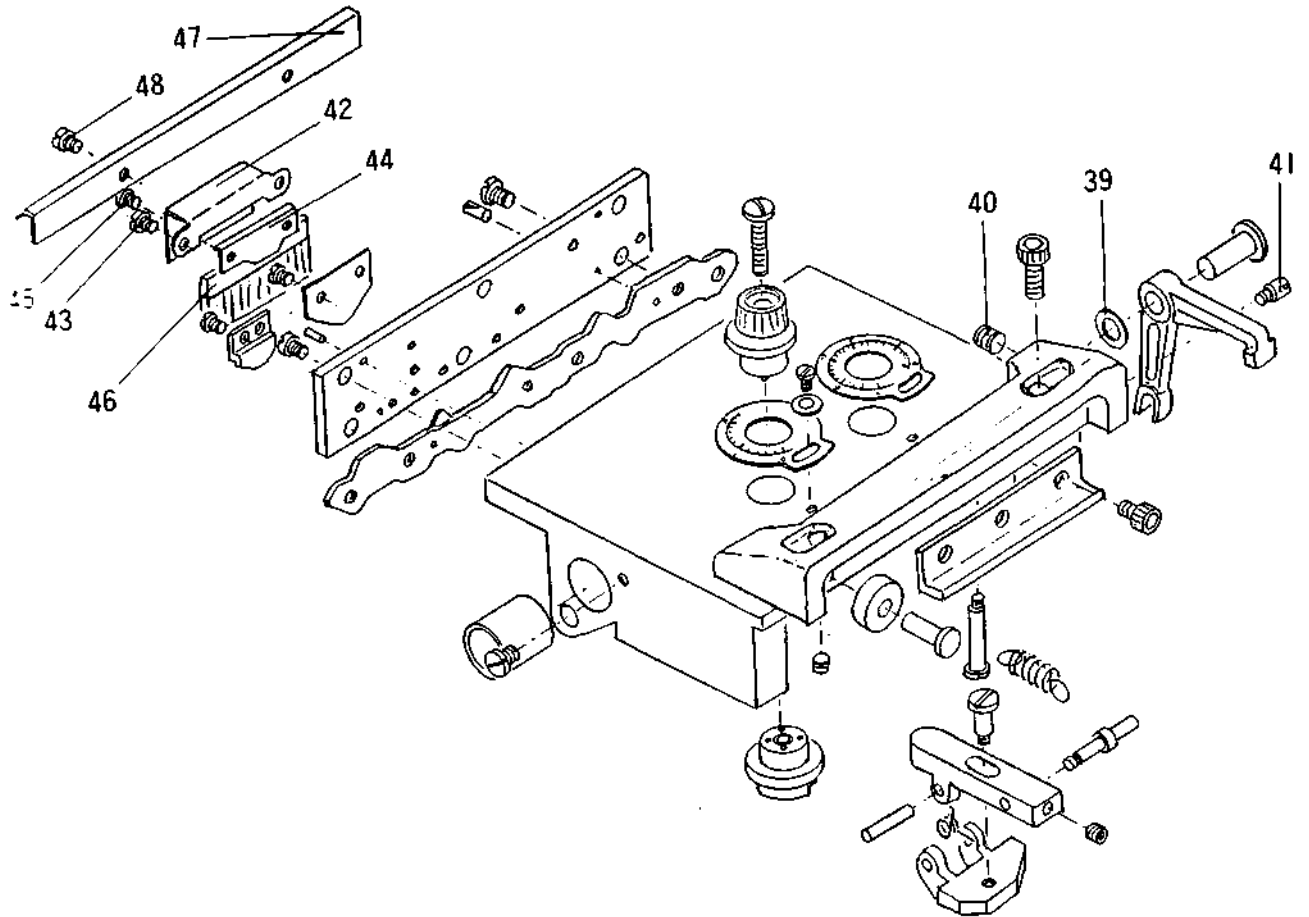
	PARTS	PARIS NAME	QTY	REMARKS
1	XGCG012B	CARRIAGE COVER (F)	1	
2	EHG2028	OIL-LESS METAL (20 X 26 X 28)	2	
3	SIS0010	FLAT HEAD SCREW	2	
4	GC0003	SITICH CAN ADJUSTING CAM	2	
5	GG0004	STITCH CAM ADJUSTING KNOB	2	
6	SIS0012	FLAT HEAD SCREW	2	
7	GC0005	STITCH CAN DIAL PLATE	1	*
8	GC0006	AUXILIARY STITCH CAN DIAL PLATE	1	
9	SIS0001	FLAT HEAD SCREW	2	
10	ELH0410	HASHER (1-M4)	2	
11	GC0011	SINKER CAN PLATE (F)	1	
12	S1S0070	FLAT HEAD SCREW	3	
13	EPT3010	TAPER PIN (3.0 X 10)	2	
14	GC0013	SINKER CAN (F)	1	*
15	SIS0068	FLAT HEAD SCREW	3	
16	EP12508	FASTENER PIN (B 2.5 X 8)	2	
17	GC0076	SINKER SUB CAM	1	7G *
17	GC0170	SINKER SUB CAM	1	10G
18	S1S0002	FLAT HEAD SCREW	2	
19	GC0033	PRESSER CAM (F)	1	

## Front Carriage



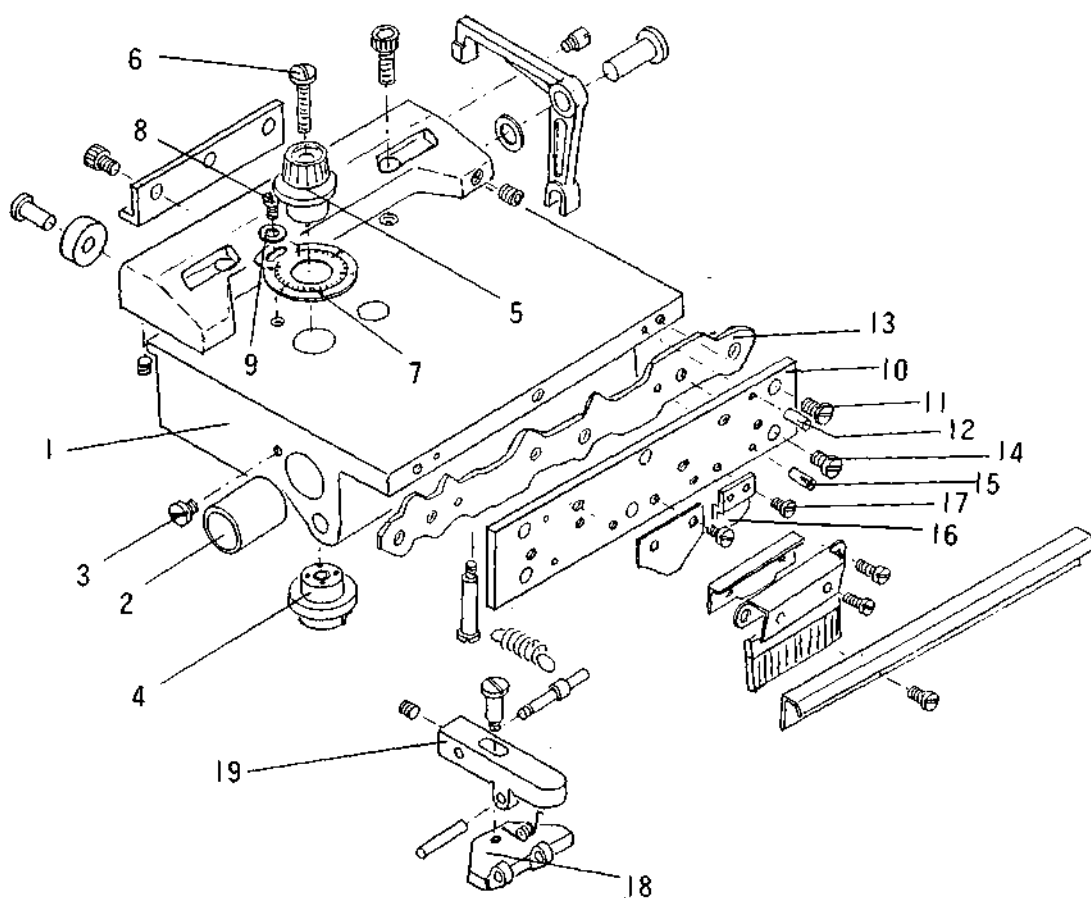
	PARTS	PARTS NAME	QTY	REMARKS
20	GC0035	PRESSER CAM SLIDE HOLDER	1	
21	GC0036	SPRING HANGER PIN	1	
22	SIS0403	STRAIGHT PIN	1	
23	SIS0631	KICK SPRING	1	
24	SIS0116	STEPPED SCREW	1	
25	ESF0405	SETSCREW (M4 X 5)	1	
26	SIS0609	PULL SPRING	1	
27	SIS0105	STEPPED SCREW	1	
28	GC0015	FABRIC PRESSER	1	7G *
28	GC0154	FABRIC PRESSER	1	10G
29	SIS0003	FLAT HEAD SCREW	2	
30	GC0007	CARRIAGE GUIDE (F)	1	
31	ESC0620	CAP BOLT (M6 X 20)	2	
32	EJB0801	BALL BEARING (626ZZ)	2	
33	SIS0418	PIN KITH HEAD	2	
34	ESF0505	SETSCREW (M5 X 5)	2	
35	GC0009	CARRIAGE GUIDE SLIDE	1	
36	ESC0510	CAP BOLT (MS X 10)	2	
37	GC0010	PRESSER CAM WORKING LEVER	1	
38	SIS0424	PIN WITH HEAD	1	

## Front Carriage



	PARTS	PARTS NAME	QTY	REMARKS
39	SIS0561	WASHER	1	
40	ESF0606	SETSCREW (M6 X 6)	1	
41	SIS0204	LONG HEAD SCREW	1	
42	GC0017	BRUSH HOLDER	1	
43	SIS0067	FLAT HEAD SCREW	2	
44	6C0018	BRUSH PRESSER	1	
45	S1S0001	FLAT HEAD SCREW	2	
46	EHH5025	BRUSH (50 X 25)	1	
47	GC0013	CARRIER GUIDE	1	
48	SIS0068	FLAT HEAD SCREW	2	

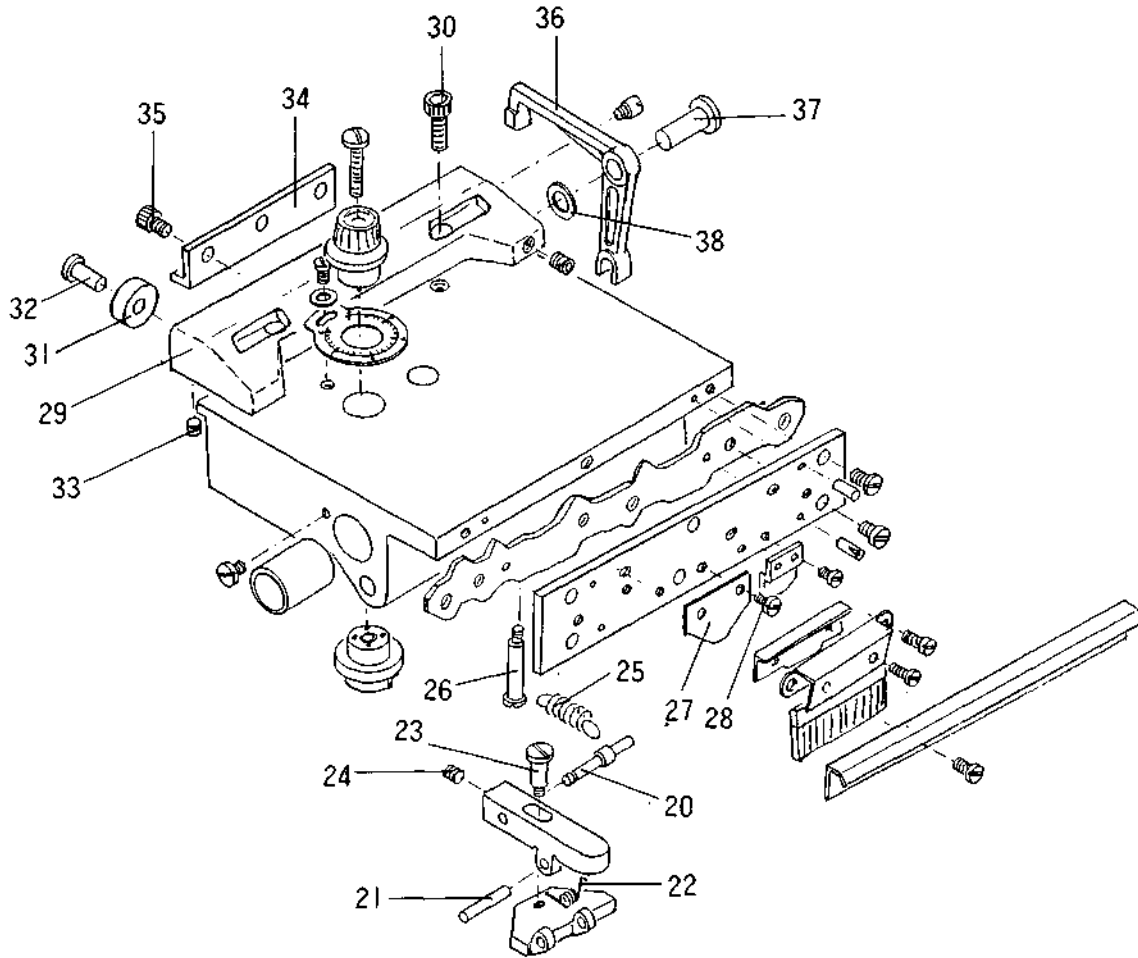
## Back Carriage



N	PARTS	PARTS NAME	QTY	REMARKS
1	XGCG014B	CARRIAGE COVER (B)	1	
2	EHG2028	OIL-LESS METAL (20 X 26 X 28)	2	
3	SIS0010	FLAT HEAD SCREW	2	
4	GC0003	STITCH CAM ADJUSTING	1	
5	GC0004	STITCH CAM ADJUSTING KNOB	1	
6	SIS0012	FLAT HEAD SCREW	1	
7	GC0005	STITCH CAM DIAL PLATE	1	
8	SIS0001	FLAT HEAD SCREW	1	
9	ELH0410	HASHER (1-M4)	1	
10	GC0012	SINKER CAM PLATE (B)	1	
11	SIS0070	FLAT HEAD SCREW	3	
12	EPT3010	TAPER PIN (3.0 X 10)	2	
13	GC0014	SINKER CAM (B)	1	*
14	SIS0068	FLAT HEAD SCREW	3	
15	EP12508	FASTENER PIN (B 2.5 X 8)	2	
16	GC0076	SINKER SUB CAM	1	7G *
16	GC0170	SINKER SUB CAM	1	10G
17	SISOQ02	FLAT HEAD SCREW	2	
18	GCO034	PRESSER CAM (B)	1	
19	GCD035	PRESSER CAM SLIDE HOLDER	1	

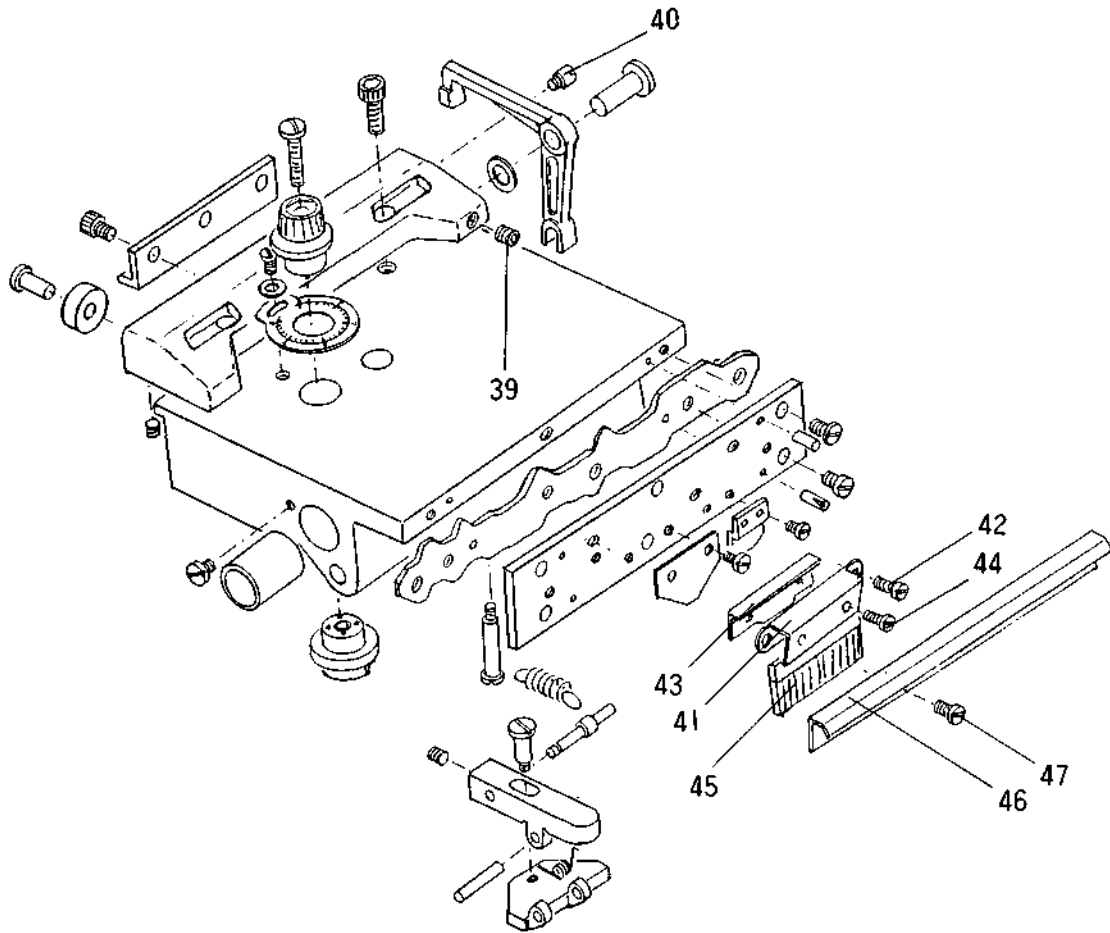


## Back Carriage



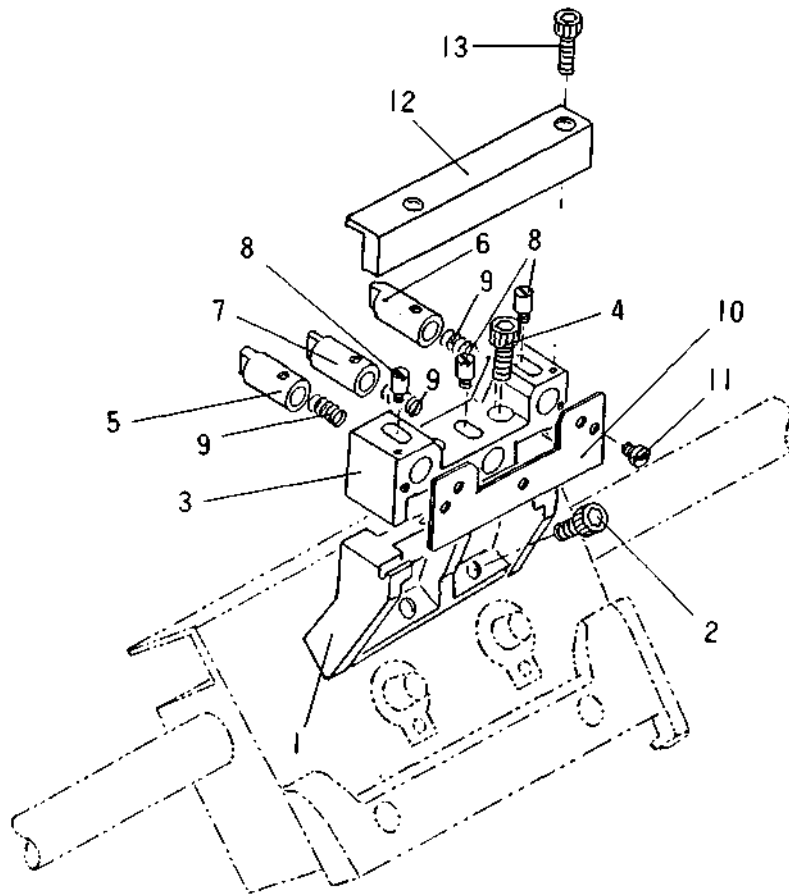
	parts	PARTS NAME	QTY	REMARKS
20	GC0036	SPRING HANGER PIN	1	
21	S1S0403	STRAIGHT PIN	1	
22	SIS0631	KICK SPRING	1	
23	SIS0116	STEPPED SCREW	1	
24	ESF0405	SETSCREH (M4 X 5)	1	
25	SIS0609	PULL SPRING	1	
26	SIS0105	STEPPED SCREW	1	
27	GC0015	FABRIC PRESSER	1	7G *
27	GC0154	FABRIC PRESSER	1	10G
28	SIS0003	FLAT HEAD SCREW	2	
29	GC0008	CARRIAGE GUIDE (B)	1	
30	ESC0620	CAP BOLT (M6 X 20)	2	
31	EJB0601	BALL BEARING (626ZZ)	2	
32	SIS0418	PIN HITH HEAD	2	
33	ESF0505	SETSCREW (M5 X 5)	2	
34	GC0009	CARRIAGE GUIDE SLIDE PLATE	1	
35	ESC0510	CAP BOLT (M5 X 10)	2	
36	GC0010	PRESSER CAM WORKING	1	
37	SIS0424	PIN WITH HEAD	1	
38	SIS0581	WASHER	1	

# Back Carriage



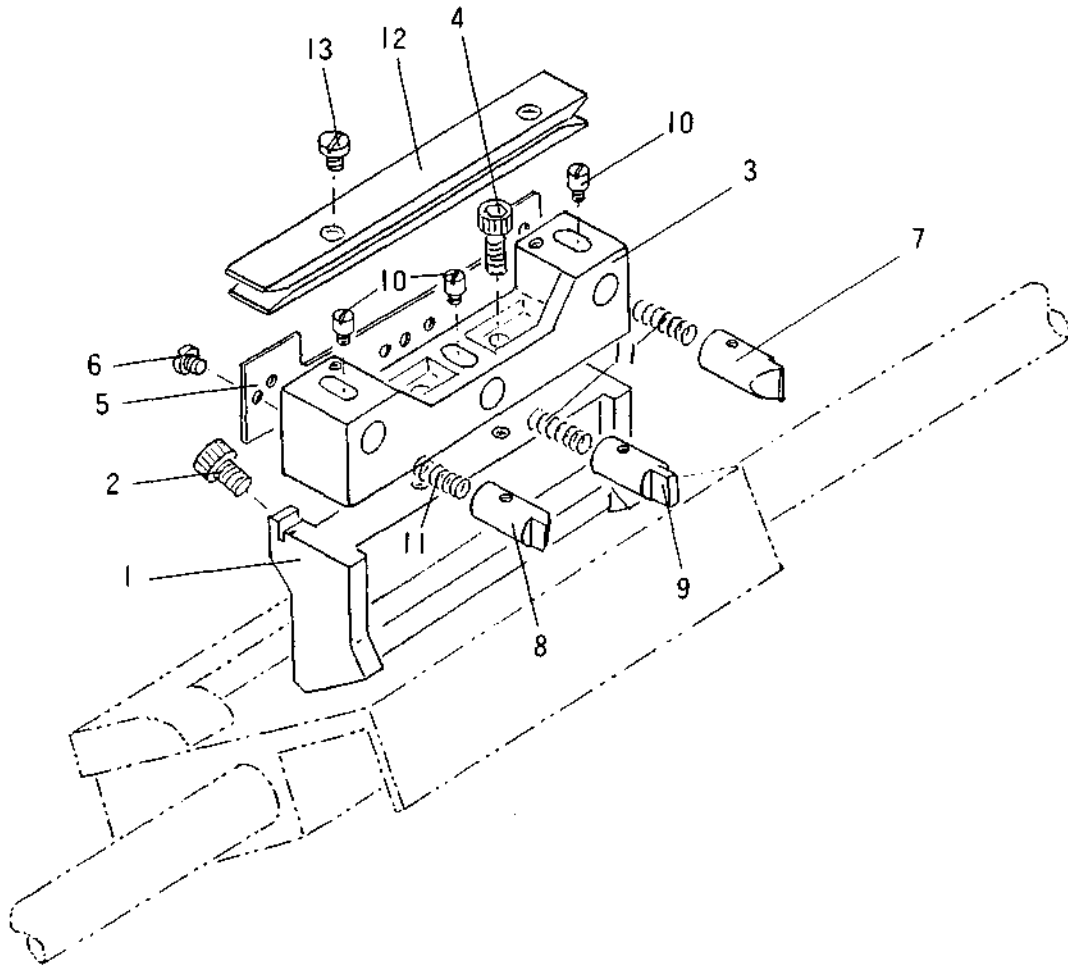
	PARTS	PARTS NAME	QTY	REMARKS
39	ESF0606	SETSCREW (M6 X 6)	1	
40	SIS0204	LONG HEAD SCREW	1	
41	6C0017	BRUSH HOLDER	1	
42	SIS0067	FLAT HEAD SCREW	2	
43	GC0018	BRUSH PRESSER	1	
44	SIS0001	FLAT HEAD SCREW	2	
45	EHH5025	BRUSH (50 X 25)	1	
46	GC0019	CARRIER GUIDE	1	

## Front Carriage



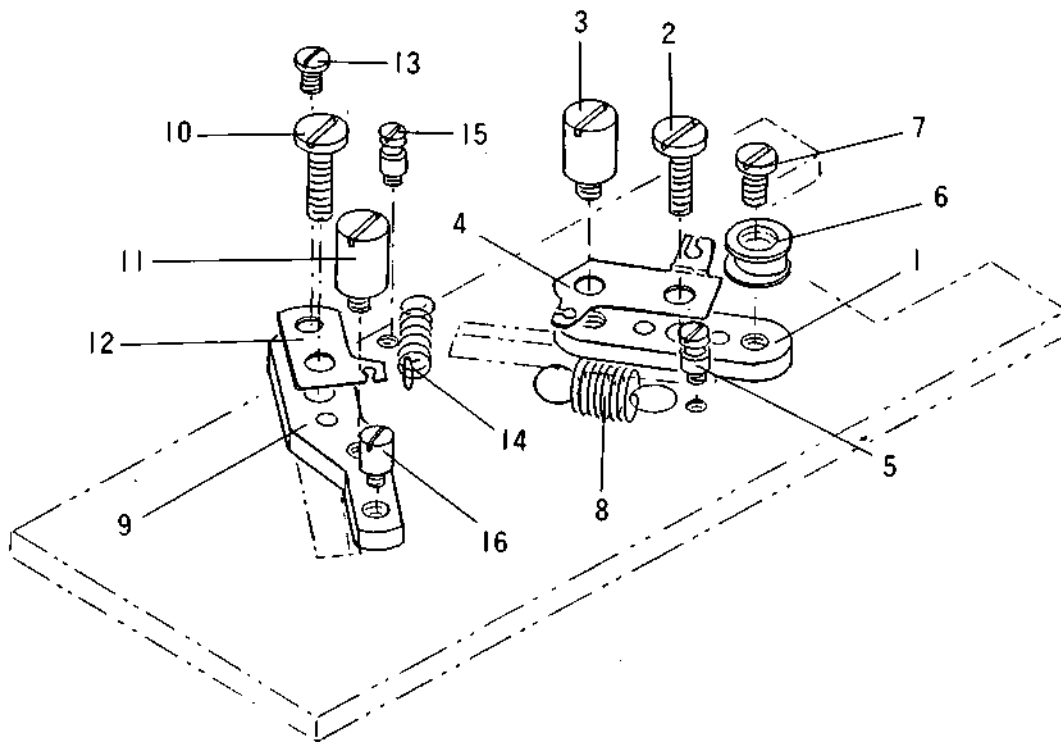
	PARTS	PARTS NAME	QTY	REMARKS
1	GC1715	PIN BOX BASE (F)	1	
2	ESC0815	CAP BOLT (M6 X 15)	2	
3	GC0183	YARN PIN BOX (F)	1	
4	ESC0625	CAP BOLT (M6 X 25)	2	
5	GC0552	CARRIER CATCHING PIN (A)	1	7G
5	GC1726	CARRIER CATCHING PIN (X YARN)	1	10G
6	GC0553	CARRIER CATCHING PIN (B)	1	7G
6	GC0852	CARRIER CATCHING PIN (B)	1	10G
7	GC1726	CARRIER CATCHING PIN (X YARN)	1	
8	SIS0211	LONG HEAD SCREW	3	
9	SIS6259	PUSH SPRING	3	
10	GC1717	YARN PIN BOX COVER (F)	1	
11	SIS0002	FLAT HEAD SCREW	2	
12	GC1718	CARRIER GUIDE (F)	1	
13	ESC0418	CAP BOLT (M4 X 18)	2	

## Back Carriage



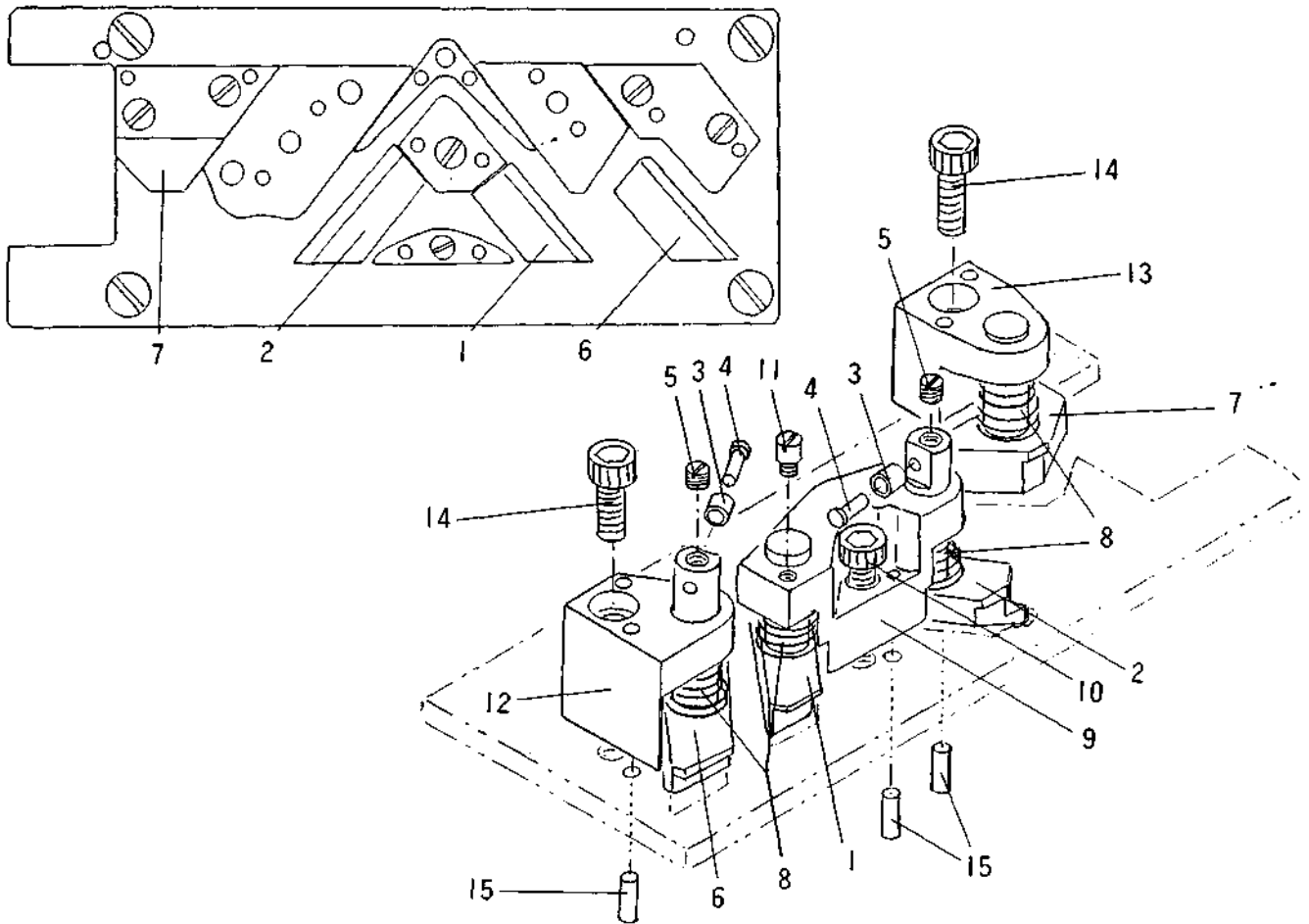
	PARTS	PARTS NAME	QTY	REMARKS
1	GC1719	PIN BOX BASE (B)	1	
2	ESC0615	CAP BOLT (M6 X 15)	2	
3	GC0184	YARN PIN BOX (6)	1	
4	ESC0625	CAP BOLT (M6 X 25)	2	
5	GC1721	YARN PIN BOX COVER (B)	1	
6	SIS0002	FLAT HEAD SCREW	4	
7	GC1724	CARRIER CATCHING PIN (R)	1	
8	GC1725	CARRIER CATCHING PIN (L)	1	
9	GC17Z7	CARRIER CATCHING PIN (COLOR YARN)	1	2 COLOR
10	SIS0209	LONG HEAD SCREW	3	
11	S1S6259	PUSH SPRING	3	
12	GC1426	CARRIER GUIDE (B)	1	
13	SIS0034	FLAT HEAD SCREW	2	

# Front Carriage



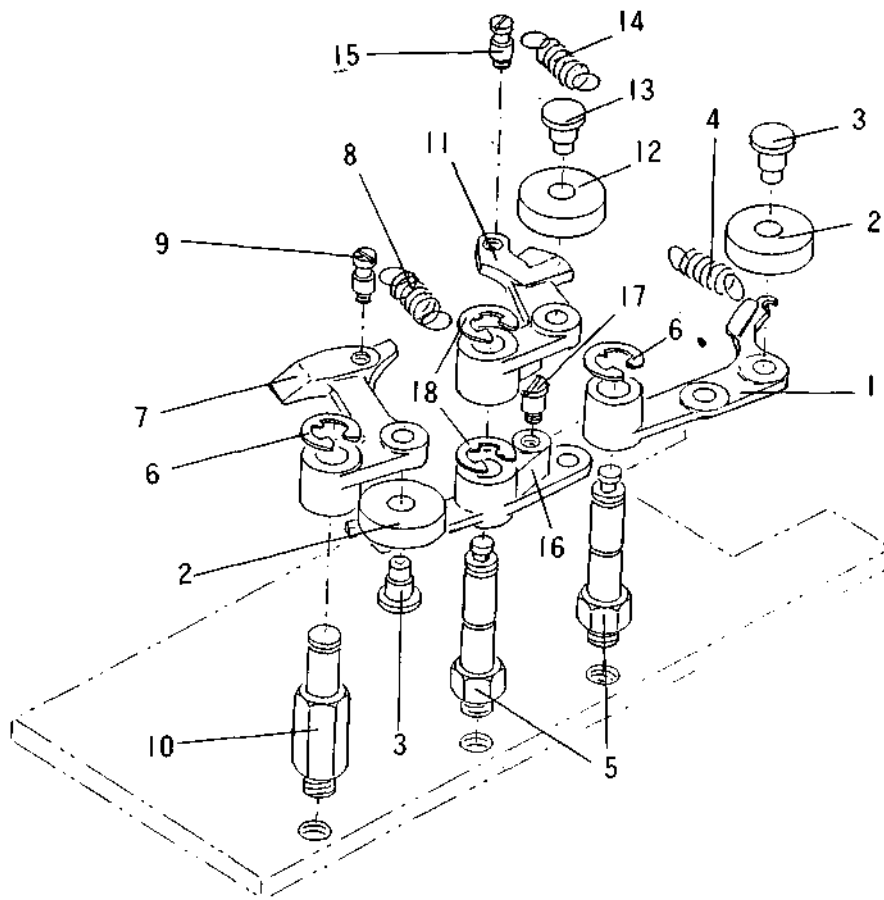
	PARTS	PARTS NAME	QTY	REMARKS
1	GC0049	DOWEL PRESSING PLATE	1	
2	SIS0011	FLAT HEAD SCREW	1	
3	SIS0229	LONG HEAD SCREW	1	
4	GC0050	STITCH CAM SPRING HOOK	1	
5	SIS0217	SPRING HANGER SCREW	1	
6	GC0051	STITCH CAM ADJUSTING ROLLER	1	
7	SIS0070	FLAT HEAD SCREW	1	
8	SIS0672	PULL SPRING	1	
9	GC0054	DOWEL PRESSING PLATE	1	
10	SIS0011	FLAT HEAD SCREW	1	
11	SIS0229	LONG HEAD SCREW	1	
12	GC0055	SPRING HANGER HOOK	1	
13	SIS0003	FLAT HEAD SCREW	1	
14	SIS0609	PULL SPRING	1	
15	SIS0215	SPRING HANGER SCREW	1	
16	SIS0207	LONG HEAD SCREW	1	

## Front Carriage



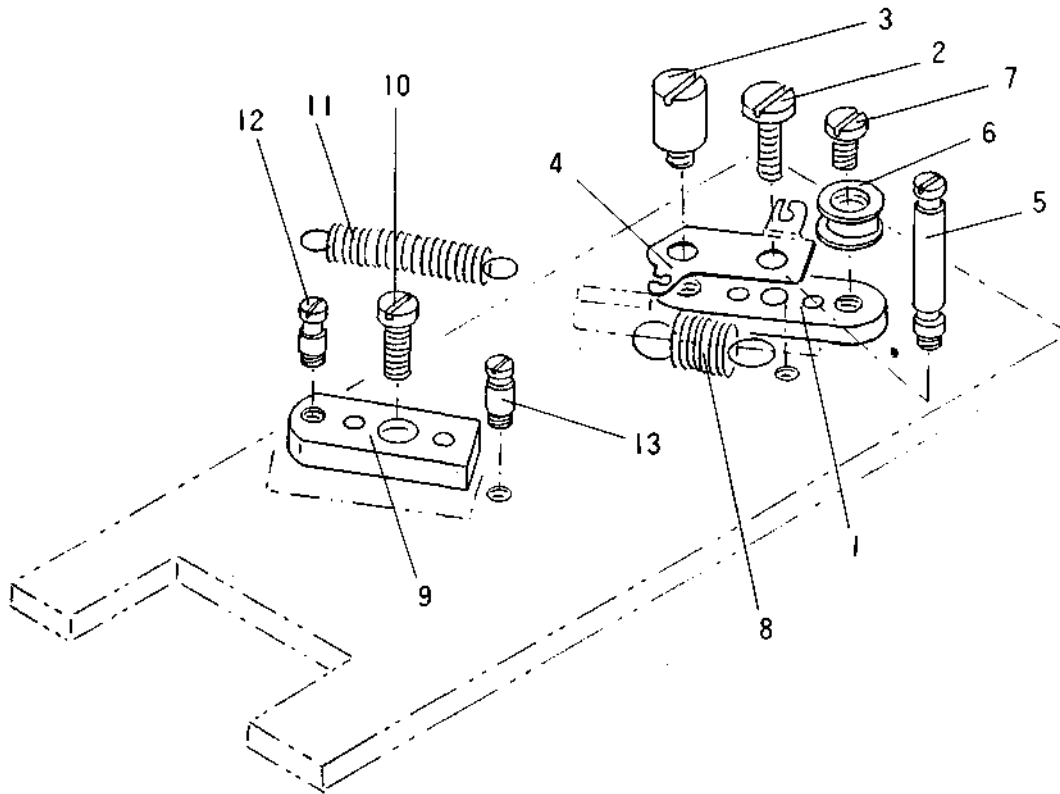
	PARTS	PARTS NAME	QTY	REMARKS
1	GC0060	RAISING CAM	1	*
2	GC0061	SET UP CAM (F)	1	
3	S1S0518	ROLLER	2	
4	SIS0430	PIN WITH HEAD	2	
5	SIS0303	PUSH SCREW	2	
6	GC0062	ELASTIC YARN RAISING CAM (F.B.)	1	*
7	GC0063	SUB PRESSER CAM (F)	1	*
8	SIS0650	PUSH SPRING	4	
9	GC0065	CAM CONTROL BRACKET (F)	1	
10	ESC0510	CAP BOLT (M5 X 10)	2	
11	SIS0203	LONG HEAD SCREW	1	
12	GC0066	CAM CONTROL BASE (F)	1	
13	GC0068	SINKER CAM GUIDE (F)	1	
14	ESC0520	CAP BOLT (M5 X 20)	2	
15	EPT3010	TAPER PIN (3.0 X 10)	6	

# Front Carriage



	PARTS	PARIS NAME	QTY	REMARKS
1	GC0070	STITCH CAM CONTROL LEVER (F.B)	1	
2	EJB0502	BALL BEARING (625ZZ)	2	
3	SIS0408	CAULKING PIN	2	
4	SIS0608	PULL SPRING	1	
5	GC0071	CONTROL LEVER HOLDER PIN (A)	2	
6	ERE050	E-RING (E-5)	2	
7	GC0072	ELASTIC YARN CONTROL LEVER (F.B)	1	
8	S1S0610	PULL SPRING	1	
9	SIS0215	SPRING HANGER SCREW	1	
10	GC0073	CONTROL LEVER HOLDER PIN (B)	1	
11	GC0074	SET UP CONTROL LEVER	1	
12	EJBD502	BALL BEARING (625ZZ)	1	
13	SIS0408	CAULKING PIN	1	
14	SIS0810	PULL SPRING	1	
15	SIS0215	SPRING HANGER SCREW	1	
16	GC0075	AUXILIARY STITCH CAM CONTROL LEVER	1	
17	SIS0172	STEPPED SCREW	1	
18	ERE050	E-RING (E-5)	2	

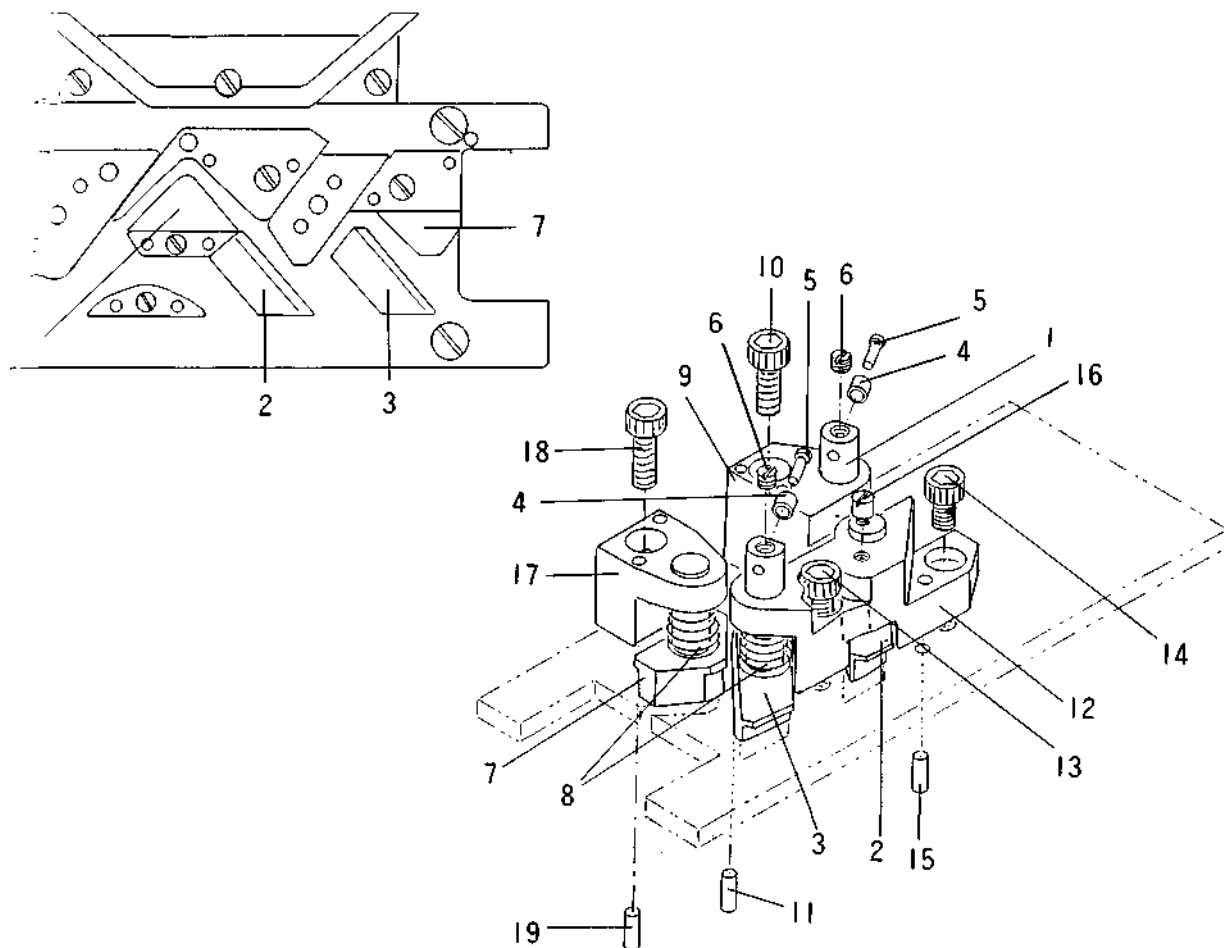
## Back Carriage



	PARTS	PARTS NAME	QTY	REMARKS
1	GC0049	DOWEL PRESSING PLATE	1	
2	SIS0011	FLAT HEAD SCREW	1	
3	SIS0229	LONG HEAD SCREW	1	
4	6C0050	STITCH CAM SPRING HOOK	1	
5	SIS0288	SPRING HANGER SCREW	1	
6	GC0051	STITCH CAN ADJUSTING ROLLER	1	
7	S1S0070	FLAT HEAD SCREW	1	
8	SIS0672	PULL SPRING	1	
9	GC0058	DOHEL PRESSING PLATE	1	
10	SIS0072	FLAT HEAD SCREW	1	
11	SIS0611	PULL SPRING	1	
12	SISD215	SPRING HANGER SCREW	1	
13	SIS2105	SPRING HANGER SCREW	1	

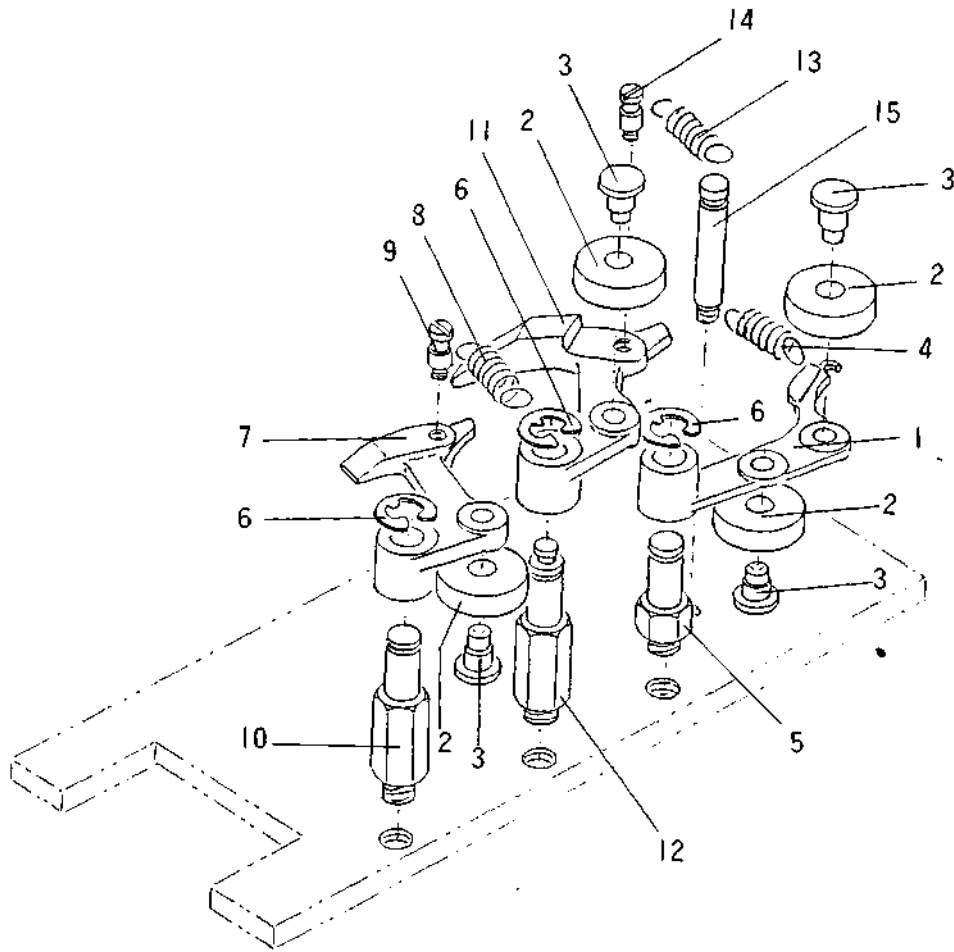


## Back Carriage



	PARTS	PARTS NAME	QTY	REMARKS
1	GC0086	CENTER CAN (B)	1	*
2	GC0060	RAISING CAN	1	*
3	GC0062	ELASTIC YARN RAISING CAM (F.B.)	1	*
4	SIS0518	ROLLER	2	
5	SIS0430	PIN WITH HEAD	2	
6	SIS0303	PUSH SCREW	2	
7	GC0064	SUB PRESSER CAM (B)	1	*
8	SIS0650	PUSH SPRING	4	
9	GC0083	CENTER CAM CONTROL BASE (B)	1	
10	ESC0520	CAP BOLT (M5 X 20)	1	
11	EPT3010	TAPER PIN (3.0 X 10)	2	
12	GC0067	CAM CONTROL BRACKET (B)	1	
13	ESC0515	CAP BOLT (M5 X 15)	1	
14	ESC0510	CAP BOLT (M5 X 10)	1	
15	EPT3010	TAPER PIN (3.0 X 10)	2	
16	SIS0203	LONG HEAD SCREW	1	
17	GC0069	SINKER CAM GUIDE (B)	1	
18	ESC0520	CAP BOLT (M5 X 20)	1	
19	EPT3010	TAPER PIN (3.0 X 10)	2	

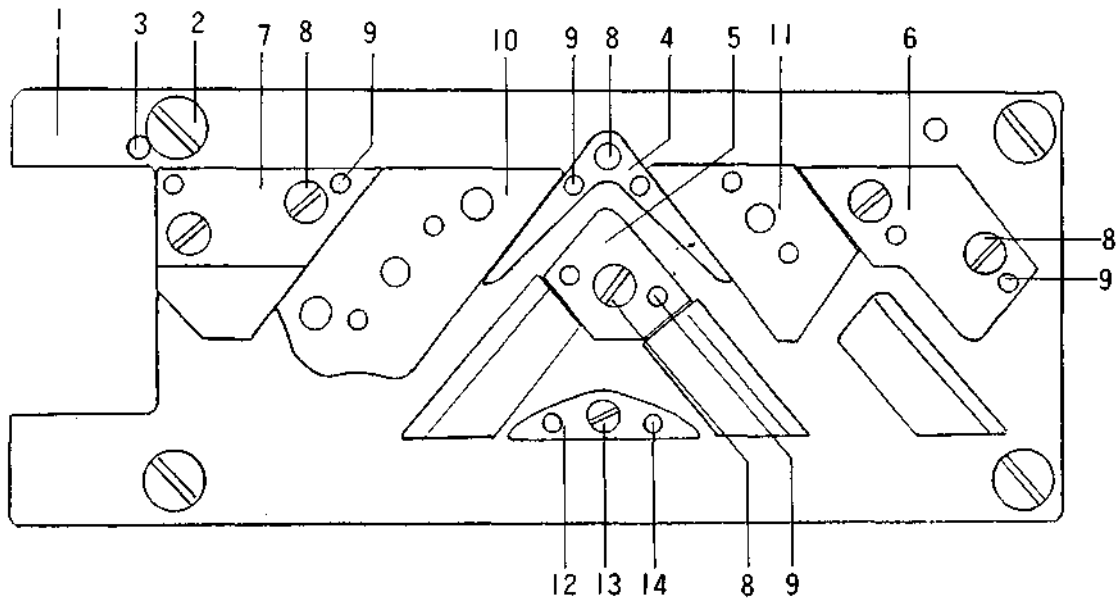
# Back Carriage



	PARTS	PARTS NAME	QTY	REMARKS
1	GC0070	STITCH CAM CONTROL LEVER (F.B)	1	
2	EJB0502	BALL BEARING (6Z5ZZ)	4	
3	SIS0408	CAULKING PIN	4	
4	SIS0608	PULL SPRING	1	
5	GC0983	STITCH CAH CONTROL LEVER PIN	1	
6	ERE050	E-RING (E-5)	3	
7	GC0072	ELASTIC YARN CONTROL LEVER (F.B)	1	
8	SIS0609	PULL SPRING	1	
9	S1S0215	SPRING HANGER SCREW	1	
10	GC0073	CONTROL LEVER HOLDER PIN (8)	1	
11	GC0084	CENTER CAM CONTROL LEVER	1	
12	GC0984	CENTER CAM CONTROL	1	
13	S1S0610	PULL SPRING	1	
14	SIS0215	SPRING HANGER SCREW	1	
15	SISO273	SPRING HANGER SCREW	1	

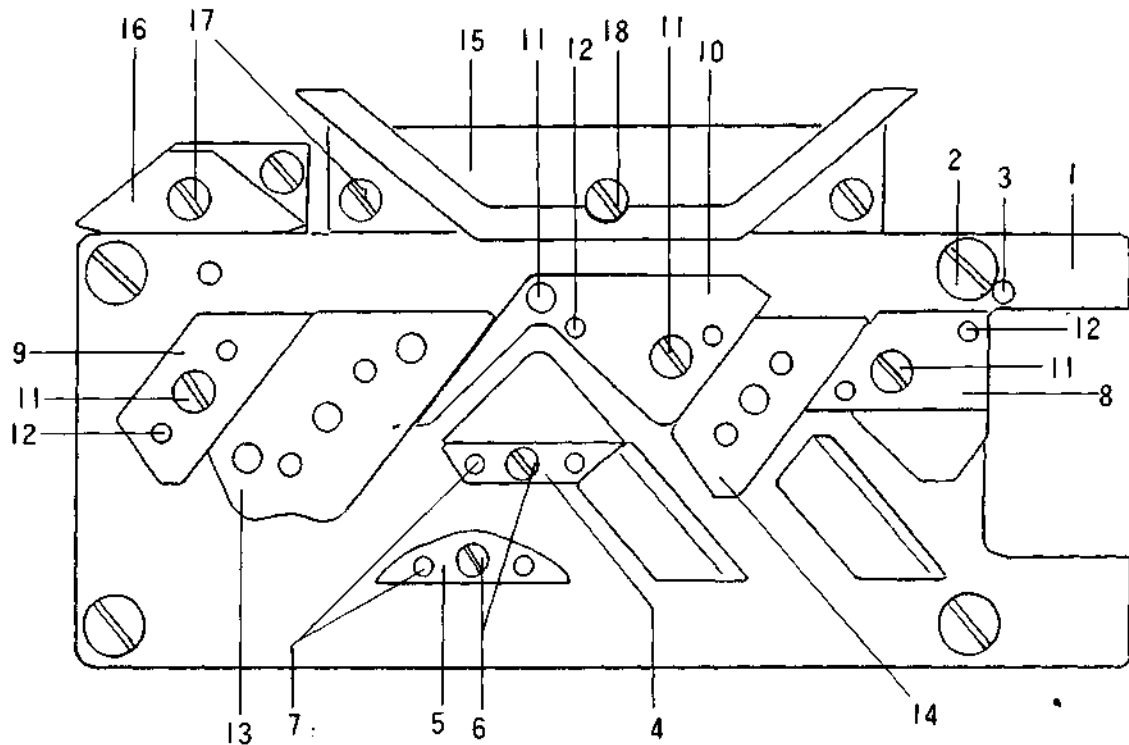
# Front Carriage

(7G)

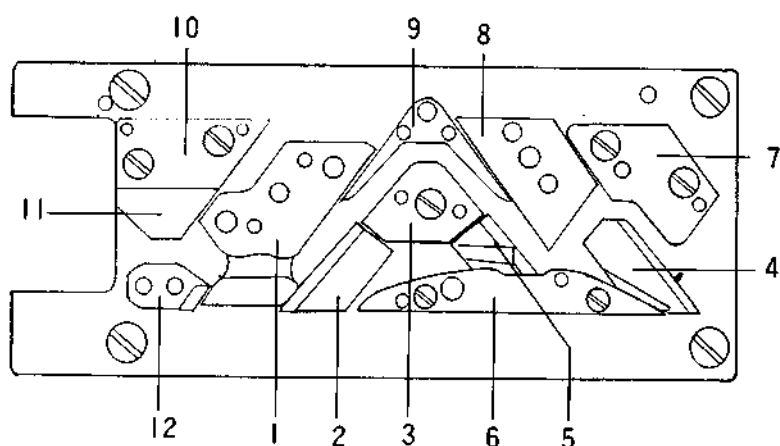
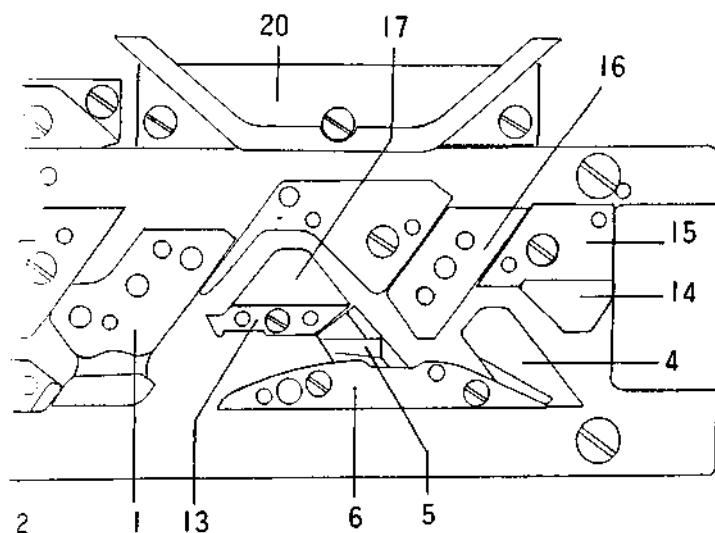


	PARTS	PARTS NAME	QTY	REMARKS
1	GC0037	CAN PLATE (F)	1	
2	SIS0010	FLAT HEAD SCREW	4	
3	EPT3010	TAPER PIN (3.0 X 10)	2	
4	GG0039	BRIDGE CAM	1	
5	GC0040	CENTER CAM (F)	1	
6	GC0042	GUIDE CAM (F)	1	
7	GC0043	GUIDE CAM (F) FOR PRESSER CAM	1	
8	SIS0068	FLAT HEAD SCREW	6	
9	EP12508	FASTENER PIN (B 2.5 X 8)	8	
10	GC0047	STITCH CAM SET (7G)	1	
11	GC0052	AUXILIARY STITCH CAM SET (7G)	1	
12	GC0077	CENTER GUIDE CAM	1	
13	SIS0053	FLAT HEAD SCREW	1	
14	EP12508	FASTENER PIN (B 2.5 X 8)	2	

## Back Carriage

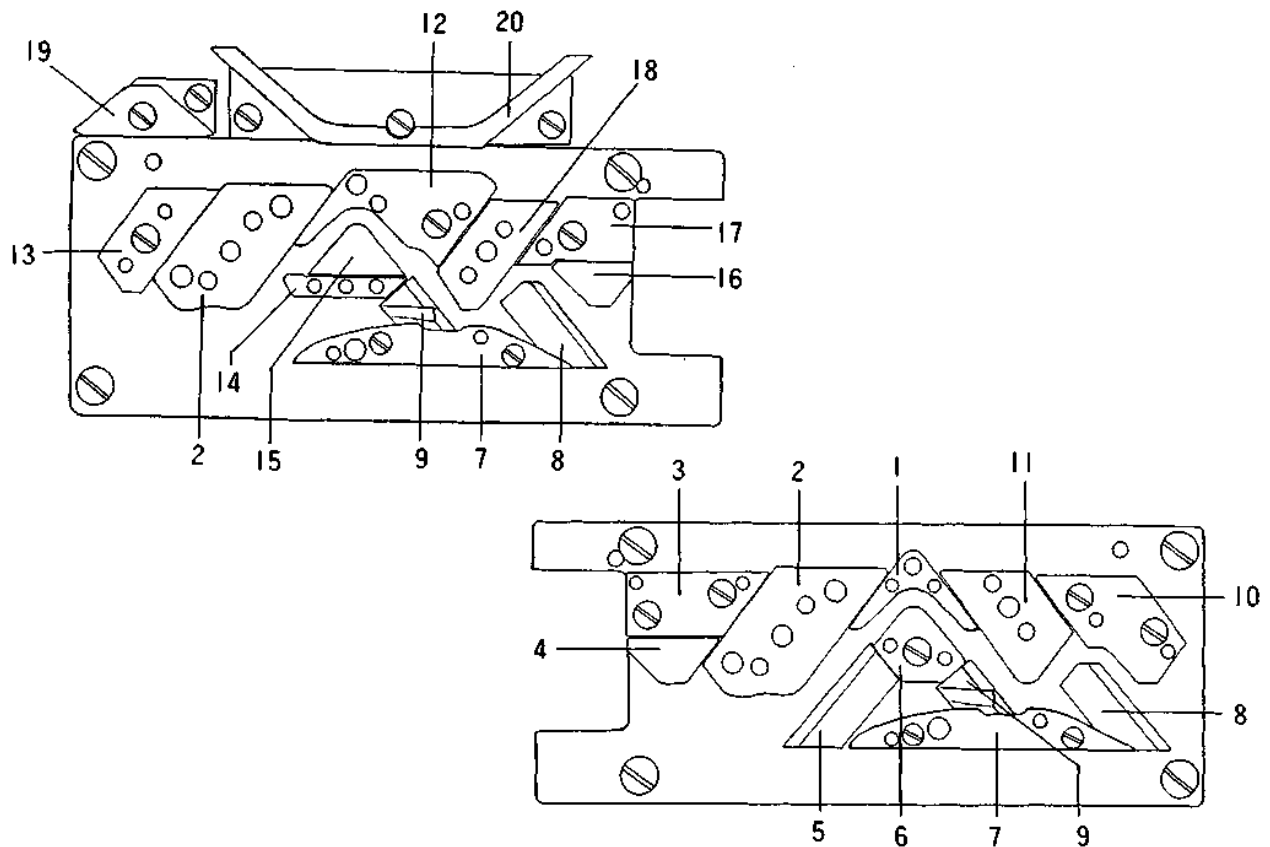


	PARTS	PARTS NAME	QTY	REMARKS
1	GC0085	CAM PLATE (B) (7G)	1	
2	SIS00010	FLAT HEAD SCREW	4	
3	EPT3010	TAPER PIN (3.0 X 10)	2	
4	GC0087	CENTER CAM GUIDE	1	
5	GC0077	CENTER GUIDE CAM	1	
6	SIS0053	FLAT HEAD SCREW	2	
7	EP12508	FASTENER PIN (B Z.5 X 8)	4	
8	GC0044	GUIDE CAM (B) FOR PRESSER CAM	1	
9	GC0045	GUIDE CAM (B) FOR STITCH CAM	1	
10	GC0046	ELASTIC YARN STITCH CAM GUIDE (B)	1	
11	SISD068	FLAT HEAD SCREW	4	
12	EP12508	FASTENER PIN (B 2.5 X 8)	6	
13	GC0047	STITCH CAM SET (7G)	1	
14	GC0056	ELASTIC YARN STITCH	1	
15	GC1705	ELASTIC YARN CUTTER CLEAR CAM	1	
16	GC0088	ELASTIC YARN CUTTER WORKING CAM	1	
17	SIS0068	FLAT HEAD SCREW	4	
18	SIS0070	FLAT HEAD SCREW	1	

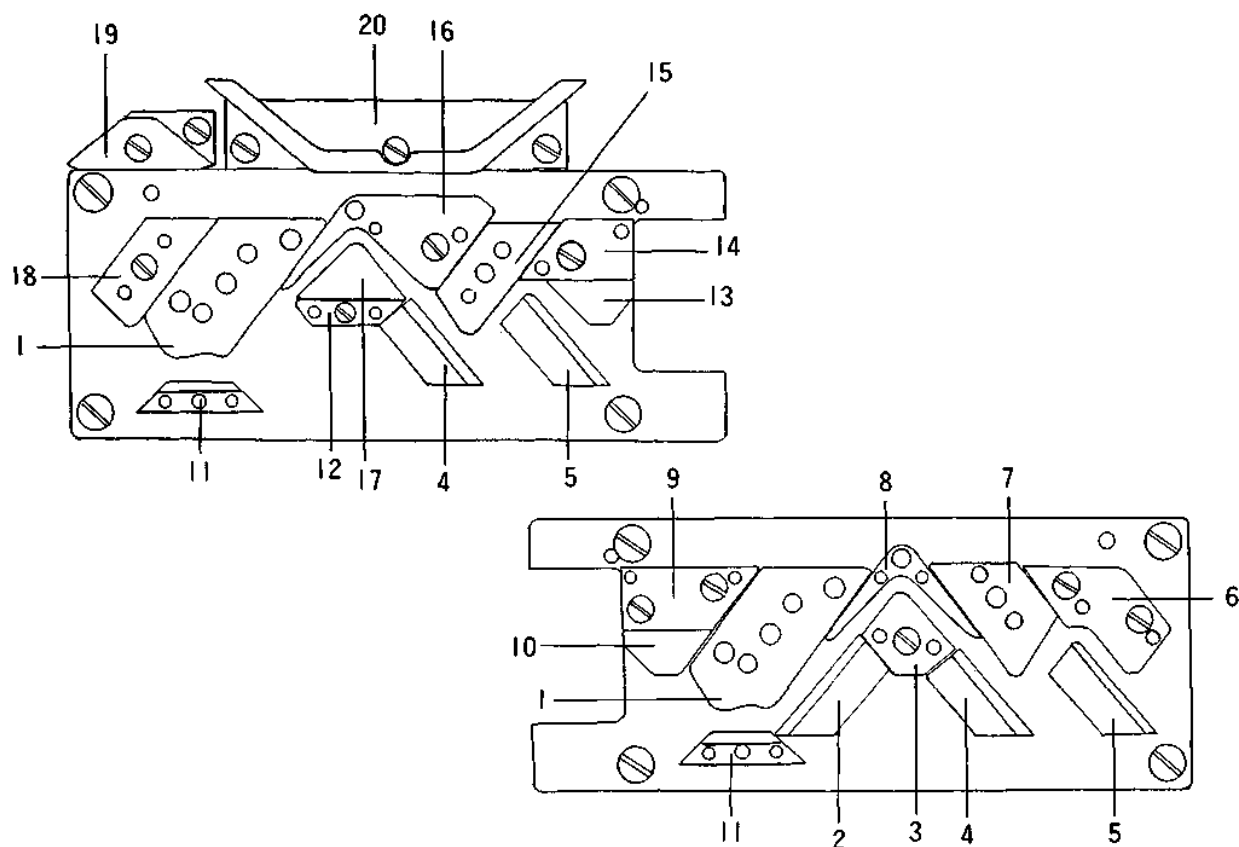


	PARTS	PARTS NAME	QTY	REMARKS
1	GC0163	STITCH CAM SET (10G)	2	
2	GC0181	SET UP CAN (F) (10G)	1	
3	GC0159	CENTER CAN (F)	1	
4	GC0166	ELASTIC CAM RAISING CAM (F.B)	2	
5	GC0174	RAISING CAM	2	
6	GC0171	GUIDE CAM	2	
7	GC0161	GUIDE CAM (F)	1	
8	GC0164	AUXILIARY STITCH CAM SET (10G)	1	
9	GC0175	BRIDGE CAM	1	
10	GC0043	GUIDE CAM (F) FOR PRESSER CAM	1	
11	GC0063	SUB PRESSER CAM (F)	1	
12	GC0182	GUIDE CAM FOR STITCH	2	
13	GC0178	CENTER CAM GUIDE CAM	1	
14	GC0064	SUB PRESSER CAM (B)	1	
15	GC0162	GUIDE CAM (B) FOR PRESSER CAM	1	
16	GC0165	ELASTIC YARN STITCH CAM SET (10G)	1	
17	GC0177	CENTER CAM (B)	1	
18	GC0045	GUIDE CAM (B) FOR STITCH CAM	1	
19	GC0088	ELASTIC YARN CUTTER HORKING CAM	1	
20	GC1705	ELASTIC YARN CUTTER CLEAR CAM	1	

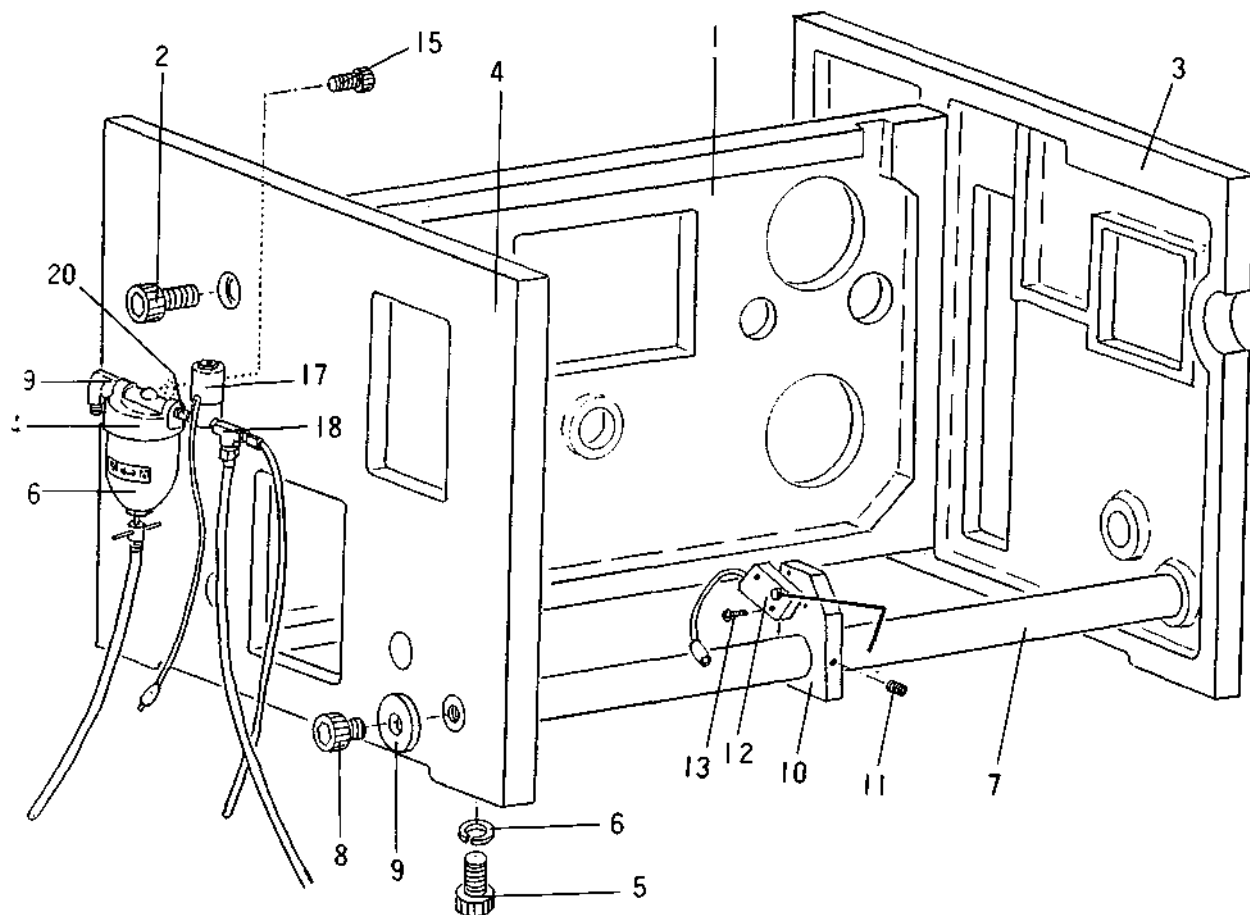
(13G)



	PARTS	PARTS NAME	QTY	REMARKS
1	GC0953	BRIDGE CAM	1	
2	GC0957	STITCH CAM SET (13G)	2	
3	GC0043	GUIDE CAM (F) FOR PRESSER CAN	1	
4	GC0063	SUB PRESSER CAM (F)	1	
5	GC0181	SET UP CAM (F) (10G)	1	
6	GC0954	CENTER CAM (F)	1	
7	GC0171	GUIDE CAM	2	
8	GC0166	ELASTIC CAM RAISING CAM (F.B)	2	
9	GC0174	RAISING CAM	2	
10	GC0161	GUIDE CAM (F)	1	
11	GC0978	AUXILIARY STITCH CAM SET (13G)	1	
12	GC0989	BRIDGE CAM (B) (13G)	1	
13	GC0045	GUIDE CAM (B) FOR STITCH CAM	1	
14	GC0980	CENTER CAM GUIDE CAM	1	
15	GC0955	CENTER CAM (B)	1	
16	GC0064	SUB PRESSER CAM (B)	1	
17	GC0162	GUIDE CAM (B) FOR PRESSER CAM	1	
18	GC0979	ELASTIC YARN STITCH CAM SET (13G)	1	
19	GC0088	ELASTIC YARN CUTTER WORKING CAM	1	
20	GC1705	ELASTIC YARN CUTTER CLEAR CAM	1	

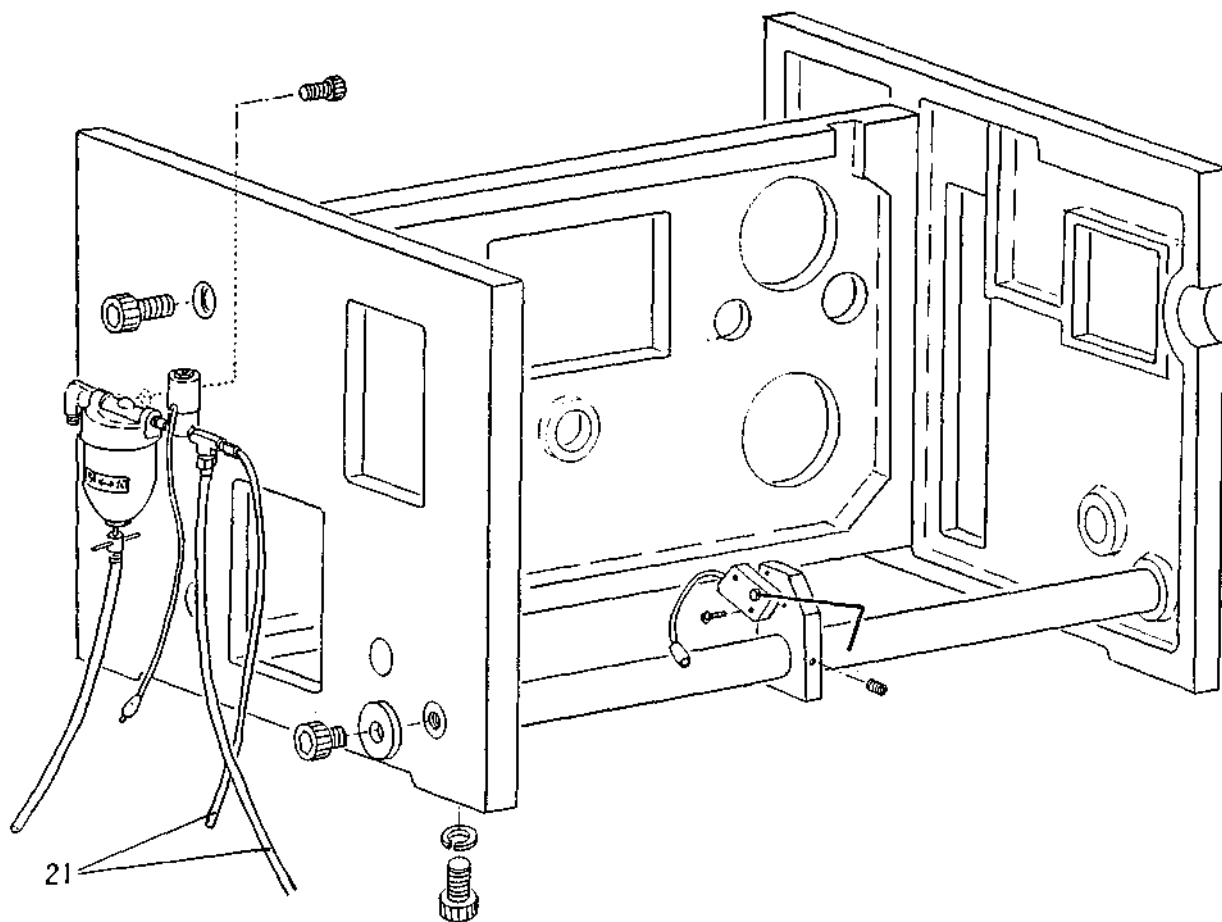


	PARTS 1	PARTS NAME	QTY	REMARKS
1	GC0047	STITCH CAN SET (7G)	2	
2	GC0061	SET UP CAN (F)	1	
3	GC0040	CENTER CAN (F)	1	
4	GC0060	RAISING CAN	2	
5	GC0062	ELASTIC YARN RAISING CAM (F.B.)	2	
6	GC0042	GUIDE CAN (F)	1	
7	GC0052	AUXILIARY STITCH CAM SET (7G)	1	
8	GC0039	BRIDGE CAM	1	
9	GC0043	GUIDE CAN (F) FOR PRESSER CAM	1	
10	GC0063	SUB PRESSER CAM (F)	1	
11	GC1509	NEEDLE GUIDE CAM	2	
12	GC0087	CENTER CAM GUIDE	1	
13	GC0064	SUB PRESSER CAM (B)	1	
14	GC0044	GUIDE CAN (B) FOR PRESSER CAM	1	
15	GC0056	ELASTIC YARN STITCH CAN SET (7G)	1	
16	GC0046	ELASTIC YARN STITCH CAN GUIDE (B)	1	
17	GC0086	CENTER CAM (B)	1	
18	GC0045	GUIDE CAN (B) FOR STITCH CAM	1	
19	GC0088	ELASTIC YARN CUTTER WORKING CAM	1	
20	GC1705	ELASTIC YARN CUTTER CLEAR CAM	1	

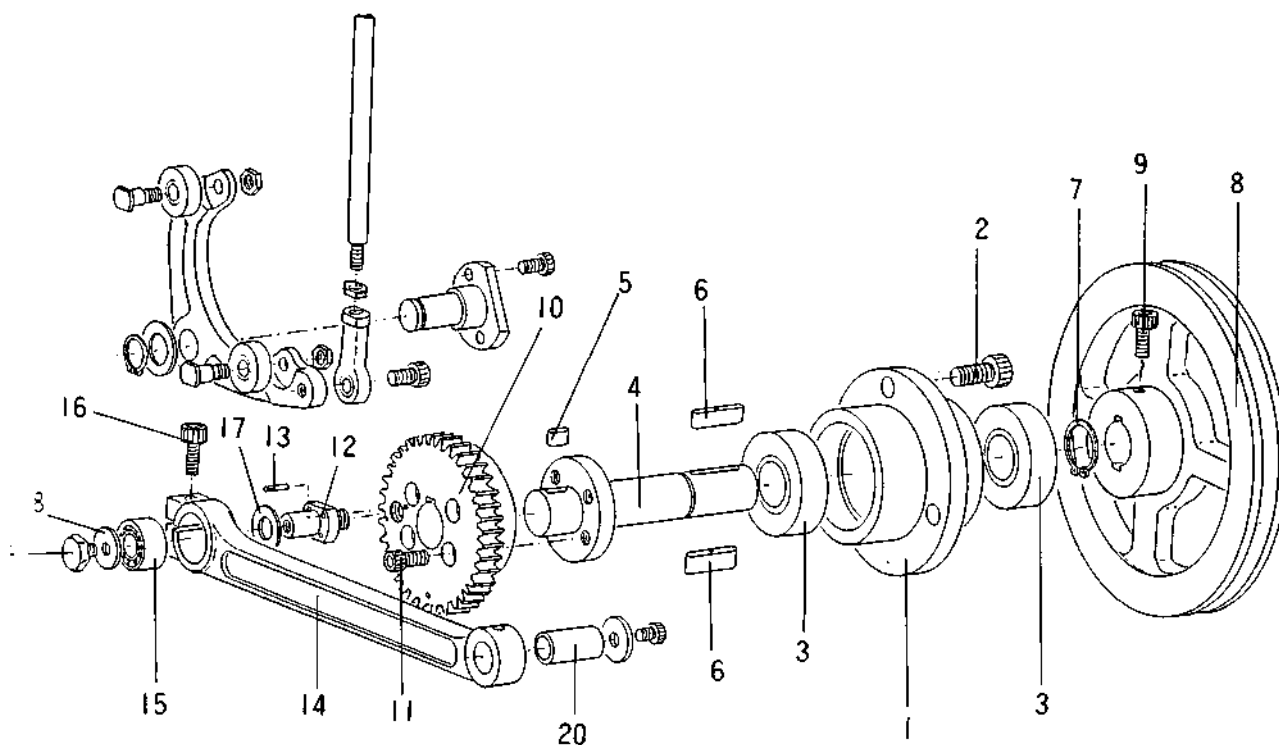


	PARTS	PARTS NAME	QTY	REMARKS
1	GD0157	SHAFT HOLDER PLATE	1	
2	ESC1035	CAP BOLT (M10 X 35)	4	
3	GD0113	SIDE FRAME (R)	1	
4	GD0002	SIDE FRAME (L)	1	
5	ESC1035	CAP BOLT (M10 X 35)	4	
6	ELS10	SPRING WASHER (2-M10)	4	
7	GD0004	MAIN STAY	1	
8	ESC1020	CAP BOLT (M10 X 20)	2	
9	SIS0512	WASHER	2	
10	GD0127	GLOVE DELIVERY DETECTOR SWITCH SUPPRT	1	
11	ESF0610	SETSCREW (M 6 X 10)	1	
12	XX0018	MICRO SWITCH (CC-5R) (WITH CORD)	1	
13	ESN0316	ROUND HEAD SCREW (M3 X 16)	2	
14	NSYK01001	AIR FILTER SET	1	XX1103
15	ESC0515	CAP BOLT (M5 X 15)	2	
16	HSYK01010	AIR FILTER CAP ONLY	1	XX1104
17	XX1102-A	MAGNETIC VALVE	1	
18	EE314	TUBE CONNECTOR	1	XX1148
19	EE313	HOSE ELBOW	1	XXI 149
20	EE318	NIPPLE (8A)	1	XX1150

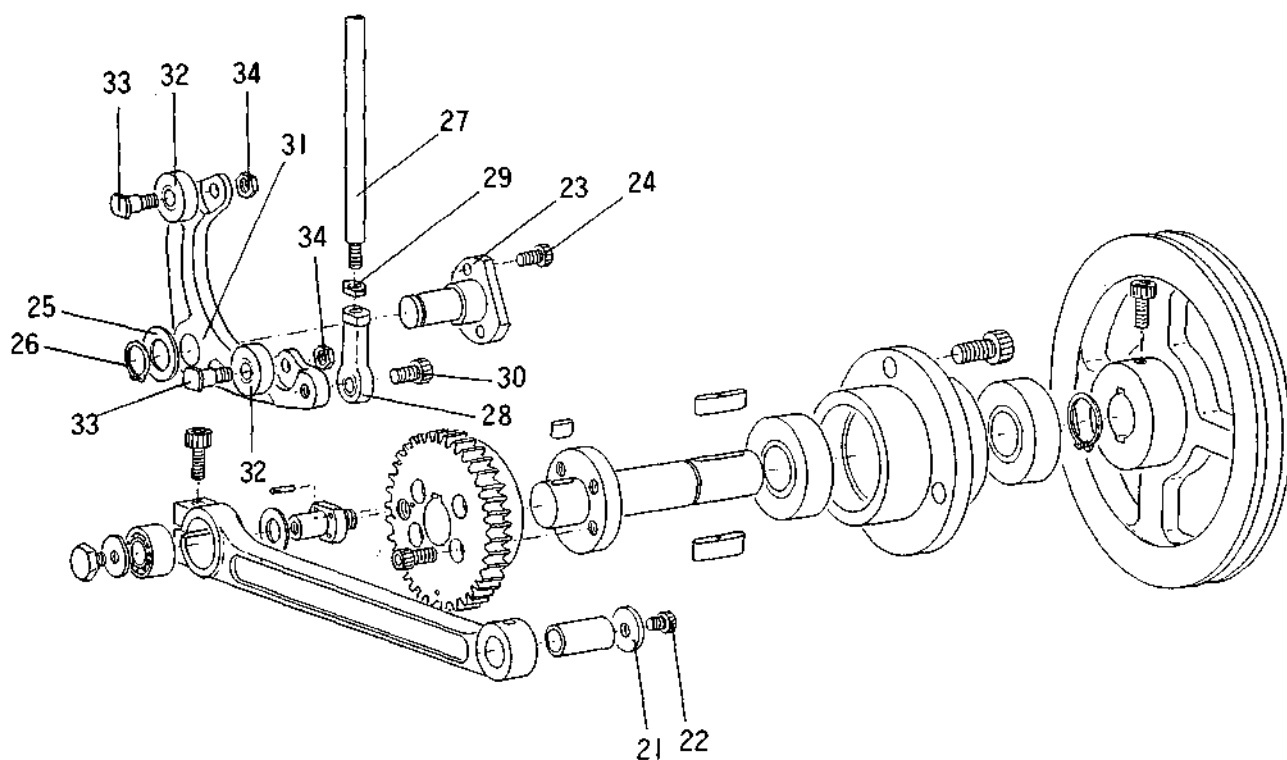




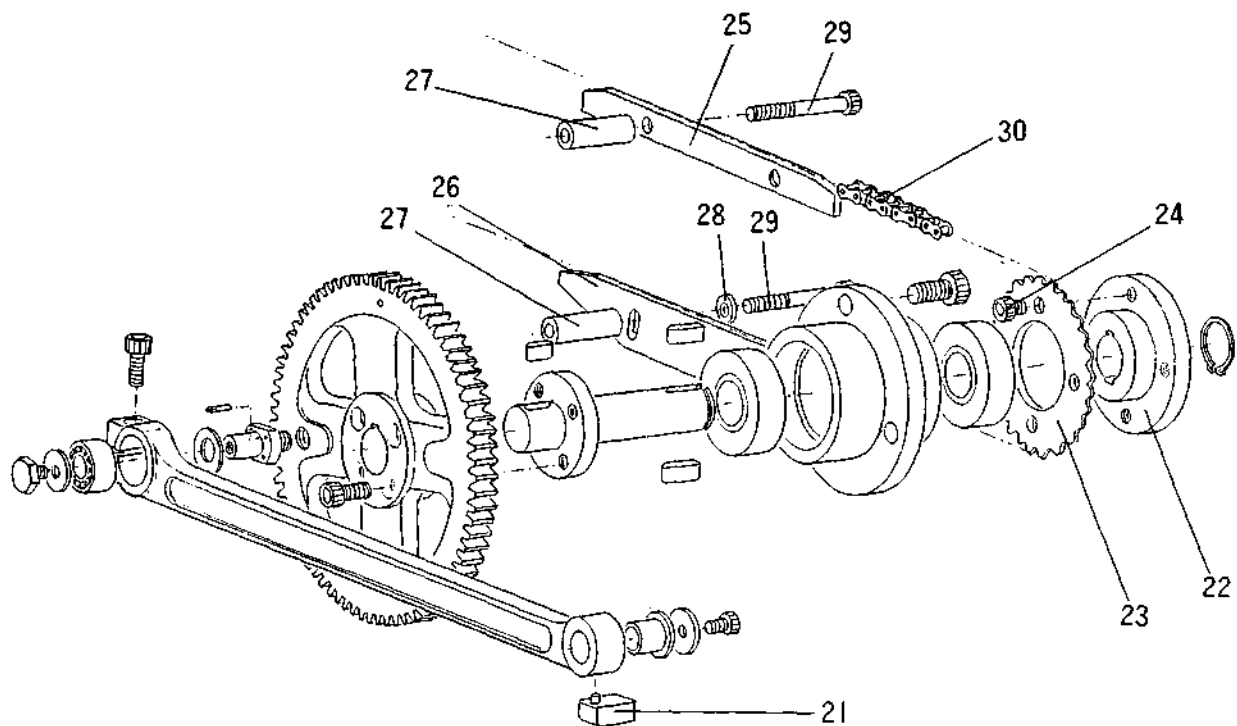
	PARTS	PARTS NAME	QTY	REMARKS
21	EE031	VINYL TUBE (N5-1) (3/16)		



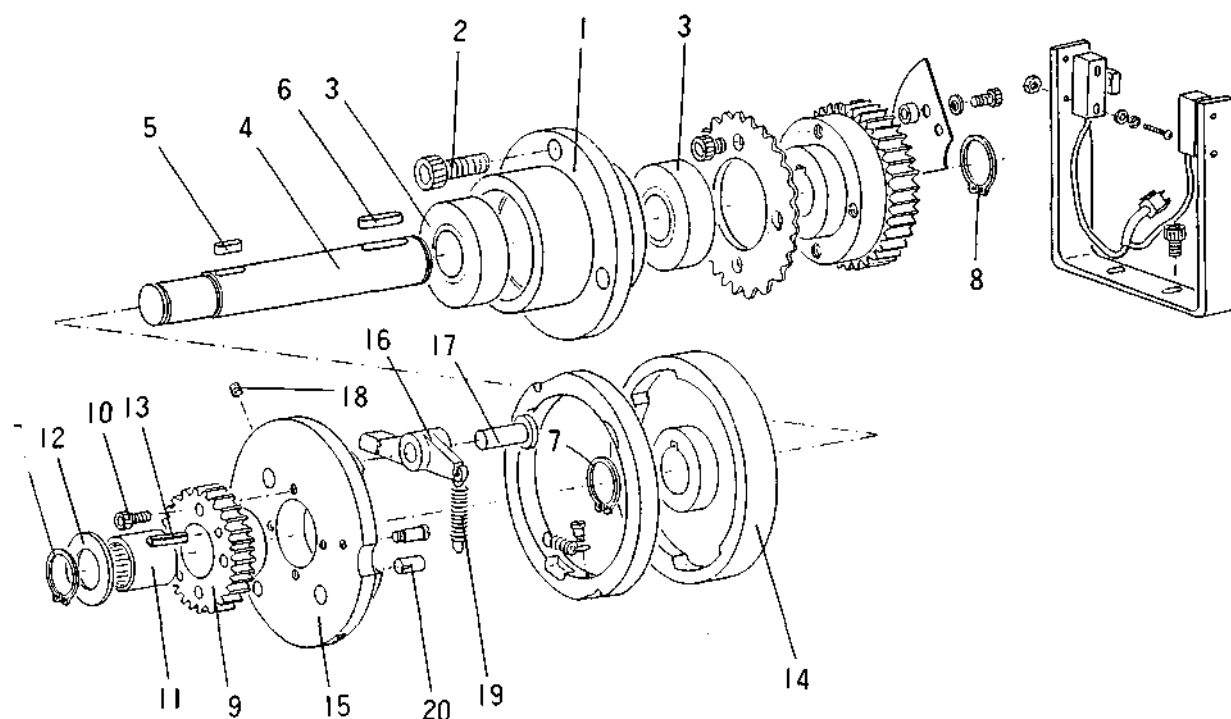
	PARTS	PARTS NAME	QTY	REMARKS
1	GD0146	CRANK FLANGE	1	
2	ESC0825	CAP BOLT (M8 X 25)	3	
3	EJB2002	BALL BEARING (6204ZZ)	2	
4	GD0006	SMALL CRANK GEAR SHAFT	1	
5	SIS0701	KEY	1	
6	SIS0733	KEY	2	
7	ERS200	SNAP RING (S-20)	1	
8	GD0158	DRIVE V-PULLEY	1	
9	ESCOB15	CAP BOLT (H6 X 15)	2	
10	XGDG003A	SHALL CRANK GEAR (WITH PIN)	1	*
11	ESCOB18	CAP BOLT (M6 X 18)	4	
12	GD0011	CRANK PIN	1	
13	EP13012	FASTENER PIN (B 3.0 X 12)	2	
14	GD0020	SHALL CRANK CONNECTING	1	*
15	EJR1001	ROLLER BEARING (NAG-4900)	1	
16	ESC0615	CAP BOLT (M6 X 15)	1	
17	SIS059B	WASHER	1	
18	SIS0597	WASHER	1	
19	SIS0318	BOLT	1	
20	GD0021	SHALL CRANK CONNECTING ROD BUSH	1	



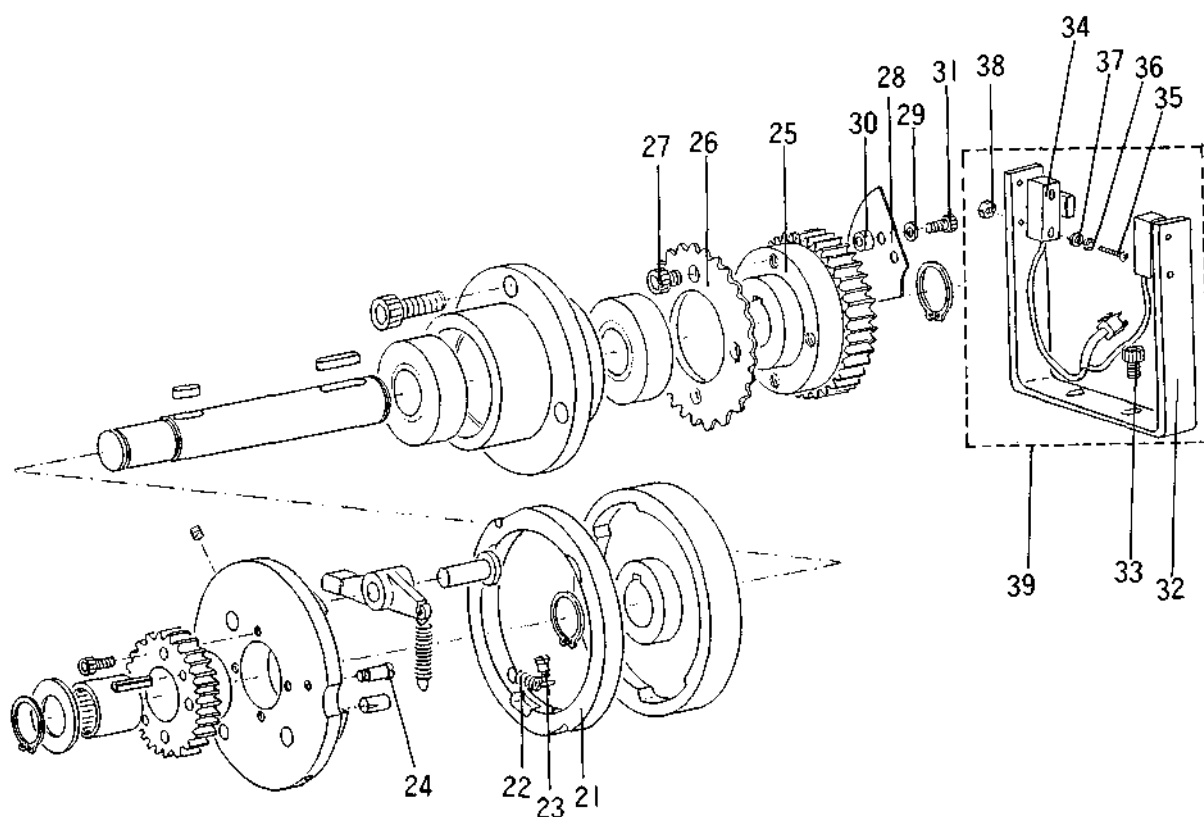
	PARTS	PARTS NAME	QTY	REMARKS
21	SIS0595	WASHER	1	
22	ESC0510	CAP BOLT (M5 X 10)	1	
23	GD0013	LEVER HOLDER PIN	1	
24	ESC0515	CAP BOLT (M5 X 15)	2	
25	SIS0511	WASHER	1	
26	ERS140	SNAP RING (S-14)	1	
27	GD0015	DRUM ADVANCING CONNECTING ROD	1	
28	EJE0601	ROD END (RBT-6)	2	
29	EN306	NUT (3-M6)	2	
30	ESC0620	CAP BOLT (M6 X 20)	2	
31	GD0012	DRUM DRIVE LEVER	1	
32	EJB0702	BALL BEARING (627ZZ)	2	
33	GD0014	STEPPED SCREW FOR SET BEARING	2	
34	EN306	NUT (3-M6)	2	



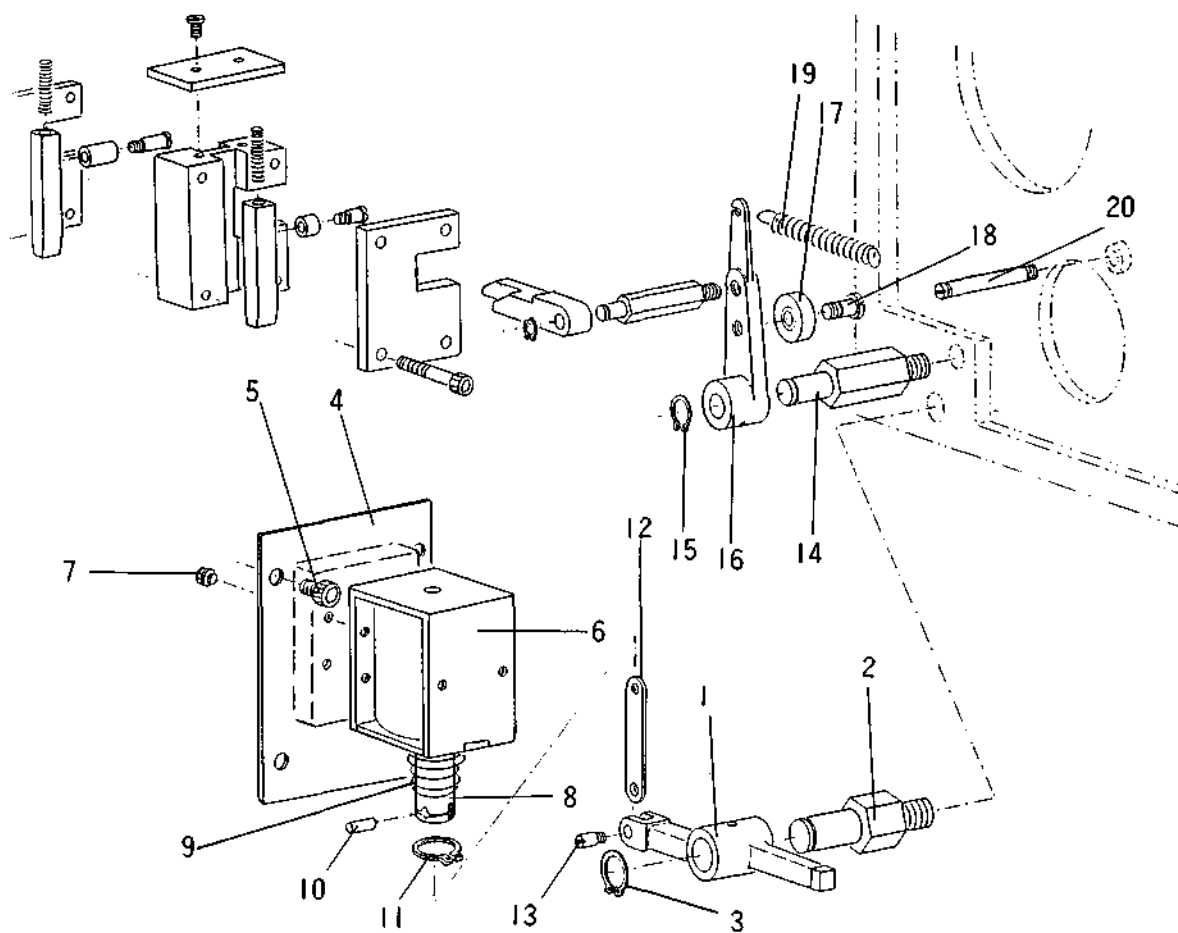
	PARTS	PARTS NAME	QTY REMARKS
21	EE139	ELBOW (PH4 M5-4L)	1
22	GD0018	FLANGE FOR SPROCKET	1
23	GD0019	CHAIN SPROCKET	1
24	ESC0612	CAP BOLT (M6 X 12)	4
25	GD0027	CHAIN GUIDE (UPPER)	1
26	G00028	CHAIN GUIDE (UNDER)	1
27	SIS0592	COLLAR	4
28	SIS0502	WASHER	2
29	ESC0650	CAP BOLT (M6 X 50)	4
30	EC3083A	DRIVE CONNECTING CHAIN (RS35-83 X JL)	1



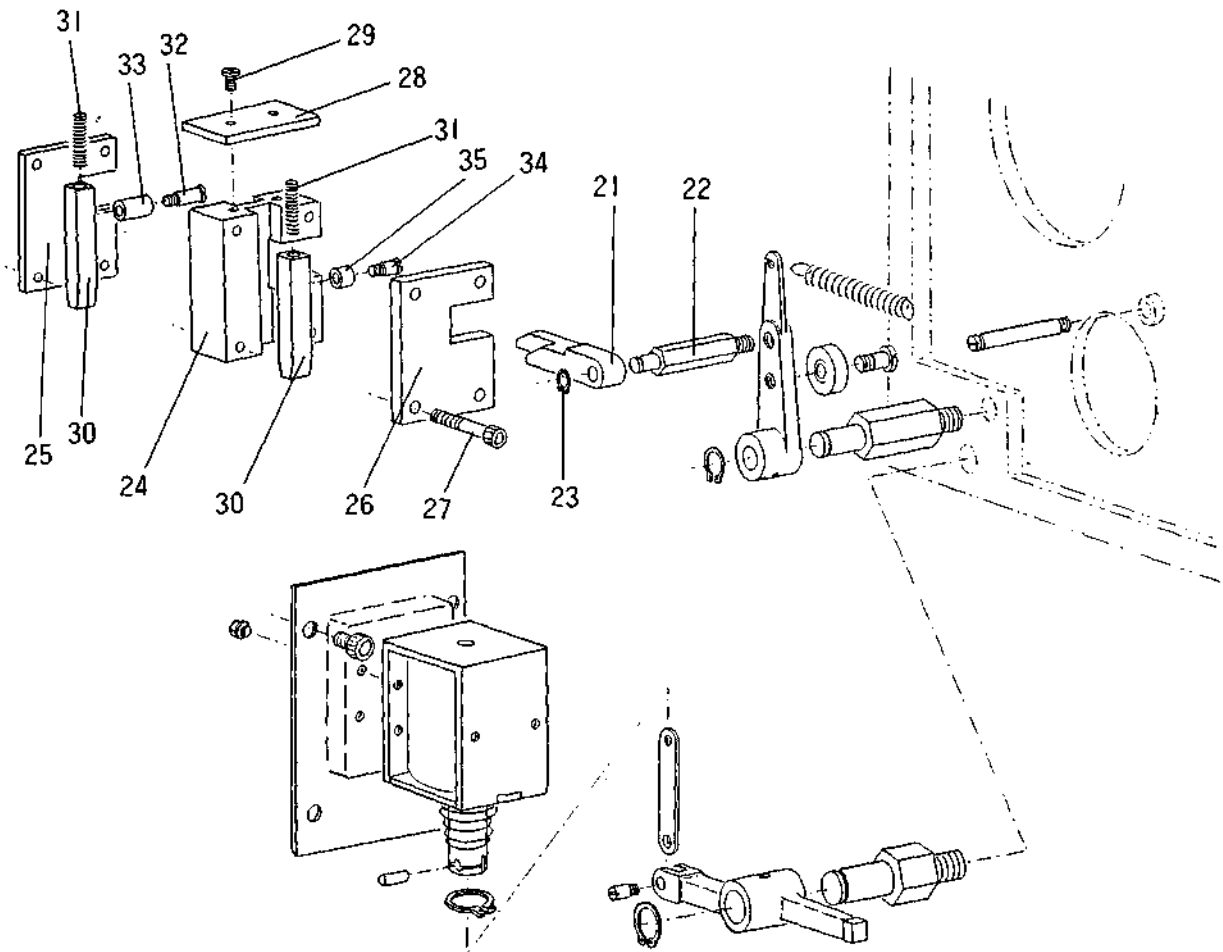
	PARTS	PARTS NAME	QTY	REMARKS
1	GD0005	SHALL CRANK SHAFT FLANGE	1	
2	ESC0825	CAP BOLT (M8 X 25)	3	
3	EJB2002	BALL BEARING (6204ZZ)	2	
4	GD0029	FULCRUH SHIFT CLUTCH SHAFT	1	
5	SIS0701	KEY	1	
6	SIS0702	KEY	1	
7	ERS180	SNAP RING (S-18)	2	
8	ERS200	SNAP RING (S-20)	1	
9	GD0163	FULCRUH SHIFT PINION	1	
10	ESC0418	CAP BOLT (M4 X 18)	4	
11	EJN1803	NEEDLE BEARING (TA-182S)	1	
12	SIS5284	WASHER	1	
13	EPR4018	ROLL PIN (4.0 X 18)	2	
14	GD0165	FULCRUM SHIFT CLUTCH	1	
15	JCD0020	FULCRUM SHIFT CLUTCH BODY	1	
16	GD0145	CLUTCH PAUL	2	
17	S1S0423	PIN WITH HEAD	2	
18	ESF050B	SETSCREW (M5 X 6)	2	
19	SIS0615	PULL SPRING	1	
20	EP16012	FASTENER PIN (B 6.0 X 12)	1	



	PARTS	PARTS NAME	QTY	REMARKS
21	GD0164	FULCRUM SHIFT CLUTCH RING	1	
22	SIS0616	PULL SPRING	2	
23	SIS0139	STEPPED SCREW	3	
24	SIS0107	STEPPED SCREW	1	
25	GD0030	CAM SHAFT DRIVE GEAR	1	
26	GD0019	CHAIN SPROCKET	1	
27	ESC0612	CAP BOLT (M6 X 12)	4	
28	G01412	DETECTING PLATE	1	
29	SIS0501	WASHER	2	
30	SIS5232	COLLAR	2	
31	ESC0412	CAP BOLT (M4 X 12)	2	
32	GF1710	SHITCH SET PLATE	1	
33	ESC0512	CAP BOLT (M5 X 12)	2	
34	GX1851	TIMING SENSOR	1	
35	ESN2618	ROUND HEAD SCREW (M2.6 X 18L)	4	
36	ELS026	SPRING WASHER (2-M2.6)	4	
37	ELH0306	WASHER	4	
38	EN102	NUT (1-M2.6)	4	
39	GX1813	TIMING SENSOR SET	1	

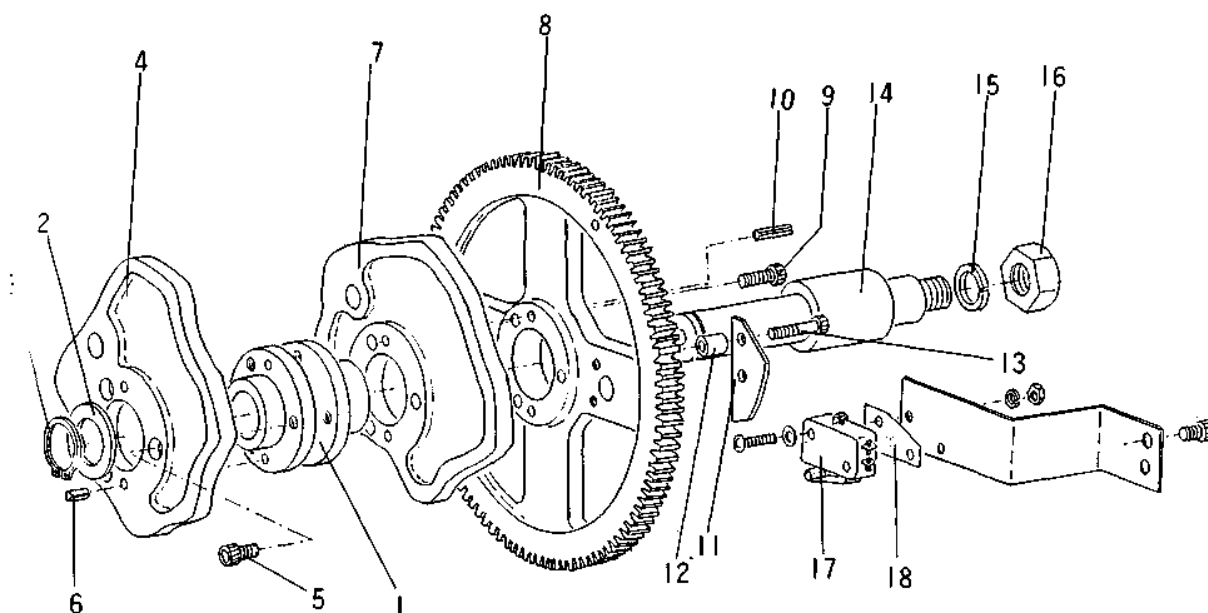


	PARTS	PARTS NAME	QTY	REMARKS
1	GD0035	CLUTCH CONTROL LEVER	1	
2	GD0036	CONTROL LEVER HOLDER	1	
3	ERS140	SNAP RING (S-14)	1	
4	G00037	SOLENOID SET PLATE	1	
5	ESC0610	CAP BOLT (M6 X 10)	4	
6	KXL4100	SOLENOID (MDU-6K1)	1	XX0253
7	ESNS0406	ROUND HEAD SCREW (M4 X 6)	4	
8	KXL4102	PLUNGER (6K)	1	XX0265
9	SIS0652	TAPER SPRING	1	
10	SIS0431	STRAIGHT PIN	1	
11	ERS140	SNAP RING (S-14)	1	
12	SIS0905	SOLENOID CONNECTING LINK	1	
13	SIS0205	LONG HEAD SCREW	1	
14	GD0039	STOPPER LEVER HOLDER PIN	1	
15	ERS100	SNAP RING (S-10)	1	
16	GD0038	FULCRUM SHIFT CLUTCH STOPPER LEVER	1	
17	EJB0601	BALL BEARING (626ZZ)	1	
18	SIS0132	STEPPED SCREW	1	
19	SIS0626	PULL SPRING	1	
20	SIS0223	SPRING HANGER SCREW	1	

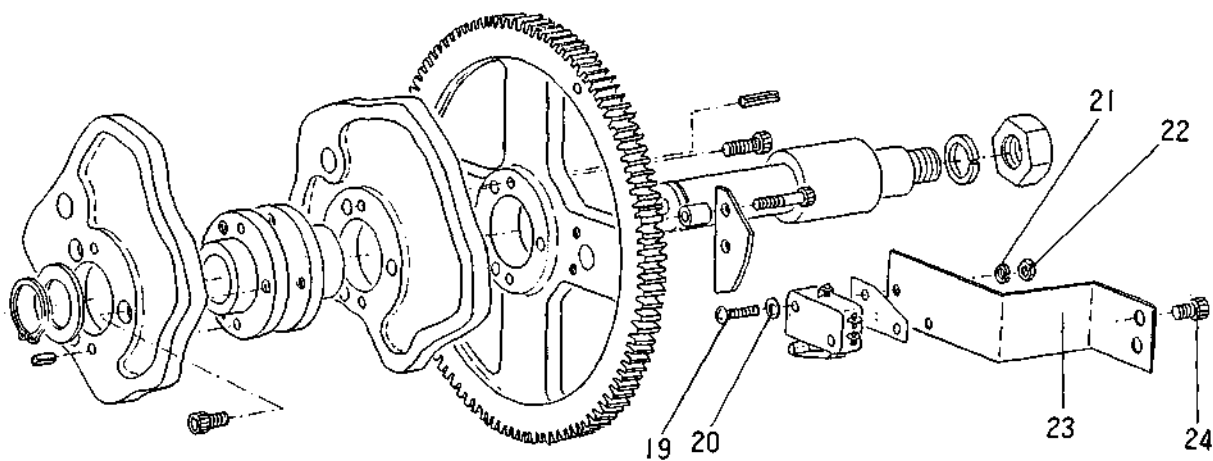


	PARTS	PARTS NAME	QTY	REMARKS
21	GD0068	STOPPER PIN CONTROL LEVER	1	
22	GD0069	CONTROL LEVER SHAFT	1	
23	ERS060	SNAP RING (S-6)	1	
24	GDD063	FULCRUM SHIFT STOPPER PIN BLOCK	1	
25	GD0064	STOPPER PIN BLOCK SPACER	1	
26	GD0149	STOPPER PIN BLOCK SPACER (B)	1	
27	ESC0540	CAP BOLT (M5 X 40)	4	
28	GD0066	STOPPER PIN BLOCK COVER	1	
29	SIS0001	FLAT HEAD SCREW	2	
30	GD0067	FULCRUM SHIFT STOPPER PIN	2	
31	SIS0644	PUSH SPRING	2	
32	SIS0108	STEPPED SCREW	1	
33	SIS0521	ROLLER	1	
34	SIS0106	STEPPED SCREW	1	
35	SIS0519	ROLLER	1	

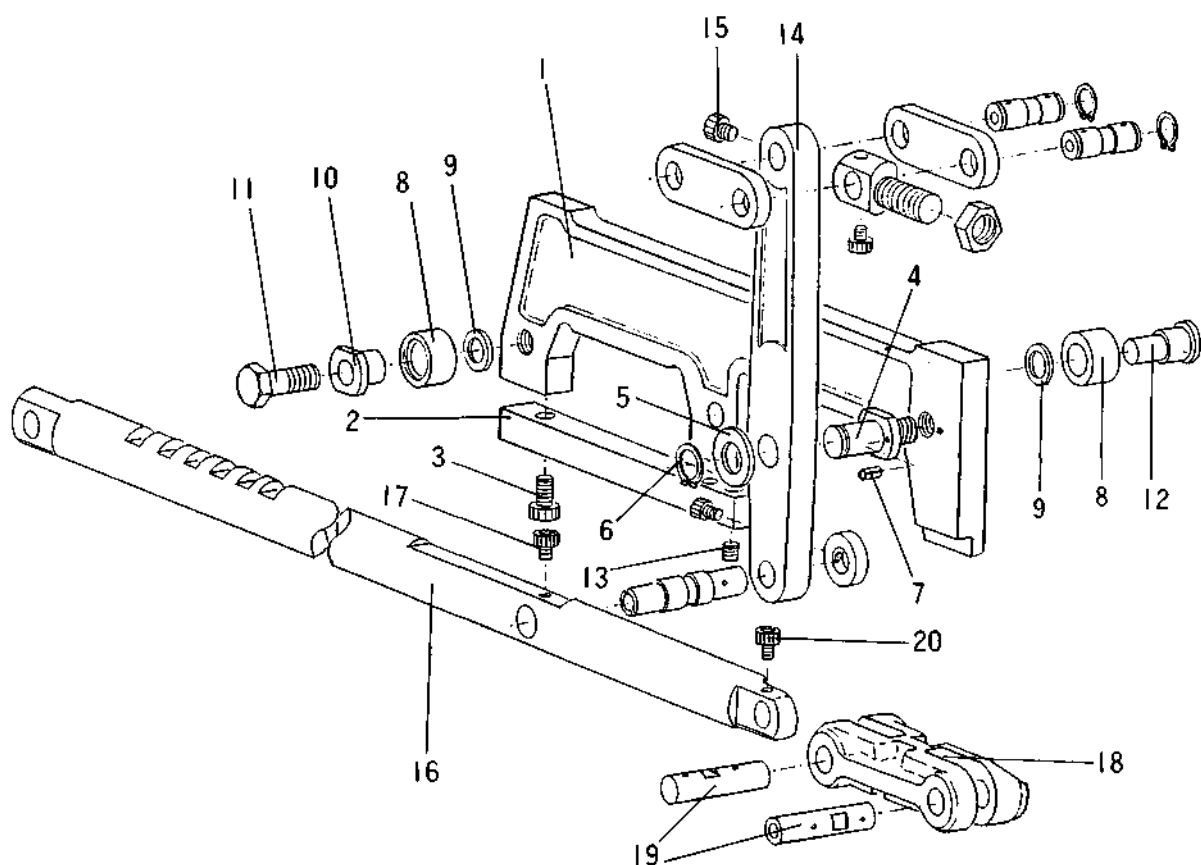




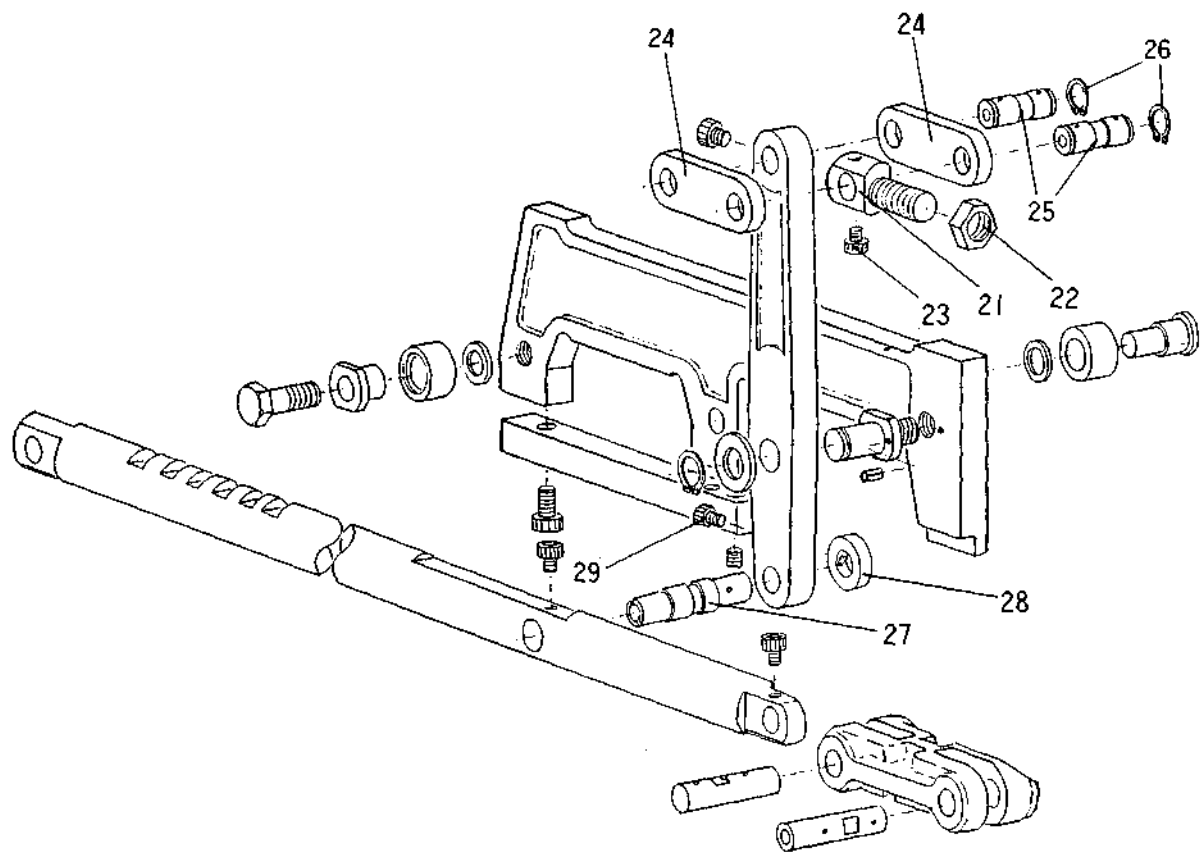
	PARTS	PARTS NAME	QTY	REMARKS
1	GD0041	FULCRUM SHIFT CAN FLANGE	1	
2	SIS0514	WASHER	1	
3	ERS200	SNAP RING (S-20)	1	
4	G00161	FULCRUM SHIFT CAM WHEEL (B)	1	7-10G *
4	G00952	FULCRUN SHIFT CAM WHEEL (B)	1	13G
5	ESC0508	CAP BOLT (M5 X 8)	3	
6	EPR4012	ROLL PIN (4.0 X 12)	2	
7	G00160	FULCRUH SHIFT CAM	1	7-10G *
7	GD0951	FULCRUN SHIFT CAN WHEEL (A)	1	13G
8	GD0162	FULCRUH SHIFT FOLLOWING GEAR	1	
9	ESC0520	CAP BOLT (M5 X 20)	3	
10	EPR4025	ROLL PIN (4.0 X 25)	2	
11	GD0143	FULCRUH SHIFT TIMING	1	
12	SIS0527	COLLAR	2	
13	ESC0422	CAP BOLT (M4 X 22)	2	
14	GD0040	FULCRUN SHIFT CAN SHAFT		
15	ELS14	SPRING WASHER (2-M14)		
16	EN114	NUT (1-M14)		
17	HYAT01002	MICRO SWITCH (V3L-5104A)		XX0002
18	GXH0044	INSULATING PAPER		XXI 076



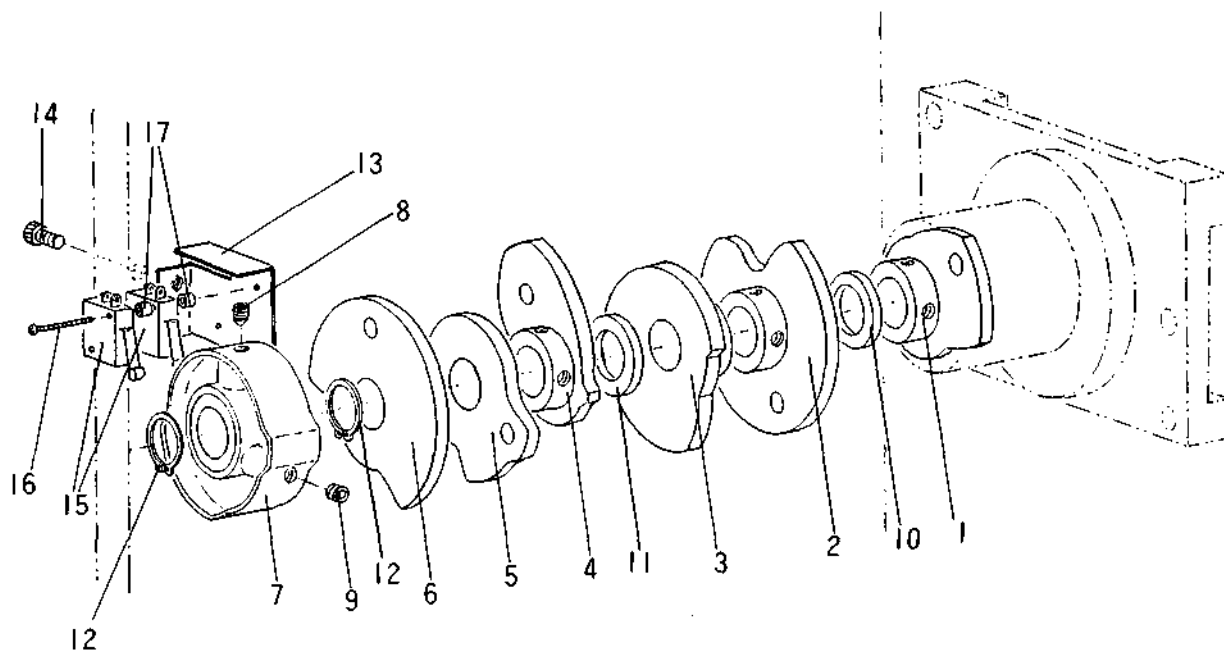
	PARTS	PARTS NAME	QTY	REMARKS
19	ESN0316	ROUND HEAD SCREW (M3 X 16)	2	
20	ELH0306	WASHER	2	
21	ELS003	SPRING WASHER (2-M3)	2	
22	EN103	NUT (1-M3)	2	
23	GD0142	TIMING SWITCH SET PLATE	1	
24	ESC0508	CAP BOLT (M5 X 8)	2	



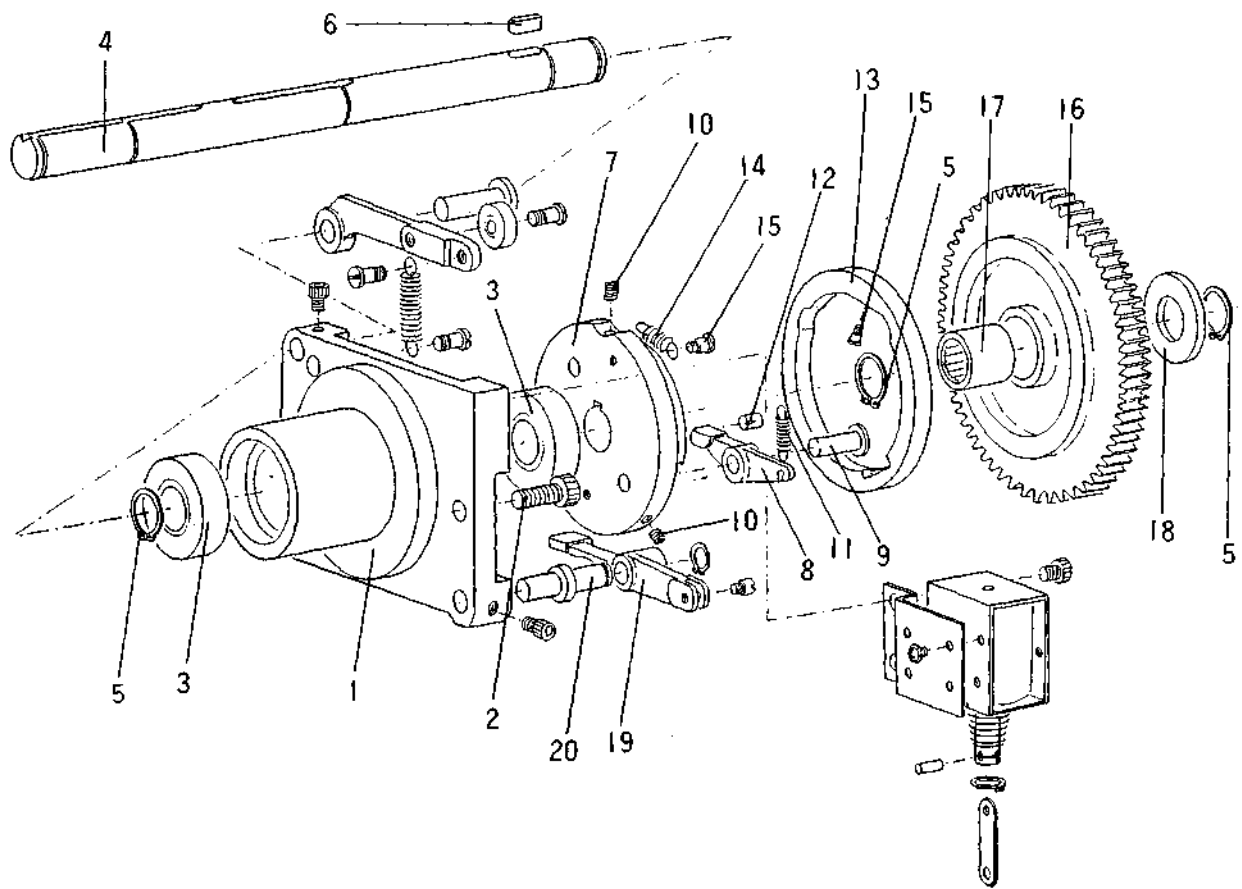
	PARIS NQ	PARTS NAME	QTY	REMARKS
1	GD0045	FULCRUM SHIFT SLIDE PLATE	1	
2	GD0046	SLIDE PLATE COVER	1	
3	ESC0620	CAP BOLT (M6 X 20)	2	
4	GD0047	FULCRUM SHIFT DRIVE PIN	1	
5	SIS0510	WASHER	1	
6	ERS120	SNAP RING (S-12)	1	
7	EPR3010	ROLL PIN (3.0 X 10)	2	
8	S1S0523	CAM ROLLER	2	
9	S1S0505	WASHER	2	
10	GD0048	ECCENTRIC BUSH	1	
11	SIS0323	BUSH SET BOLT	1	
12	SIS0433	ROLLER PIN	1	
13	ESF0610	SETSCREW (MB X 10)	1	
14	G00054	FULCRUM SHIFT ROD	1	*
15	ESC0608	CAP BOLT (MB X 8)	1	
16	G00057	FULCRUM SHIFT SHAFT	1	*
17	ESC0508	CAP BOLT (M5 X 8)	1	
18	GD0970	CARRIAGE DRIVE CONNECTING LINK	1	
19	GD0061	CONNECTING HOLDER PIN	2	
20	ESC0510	CAP BOLT (M5 X 10)	1	



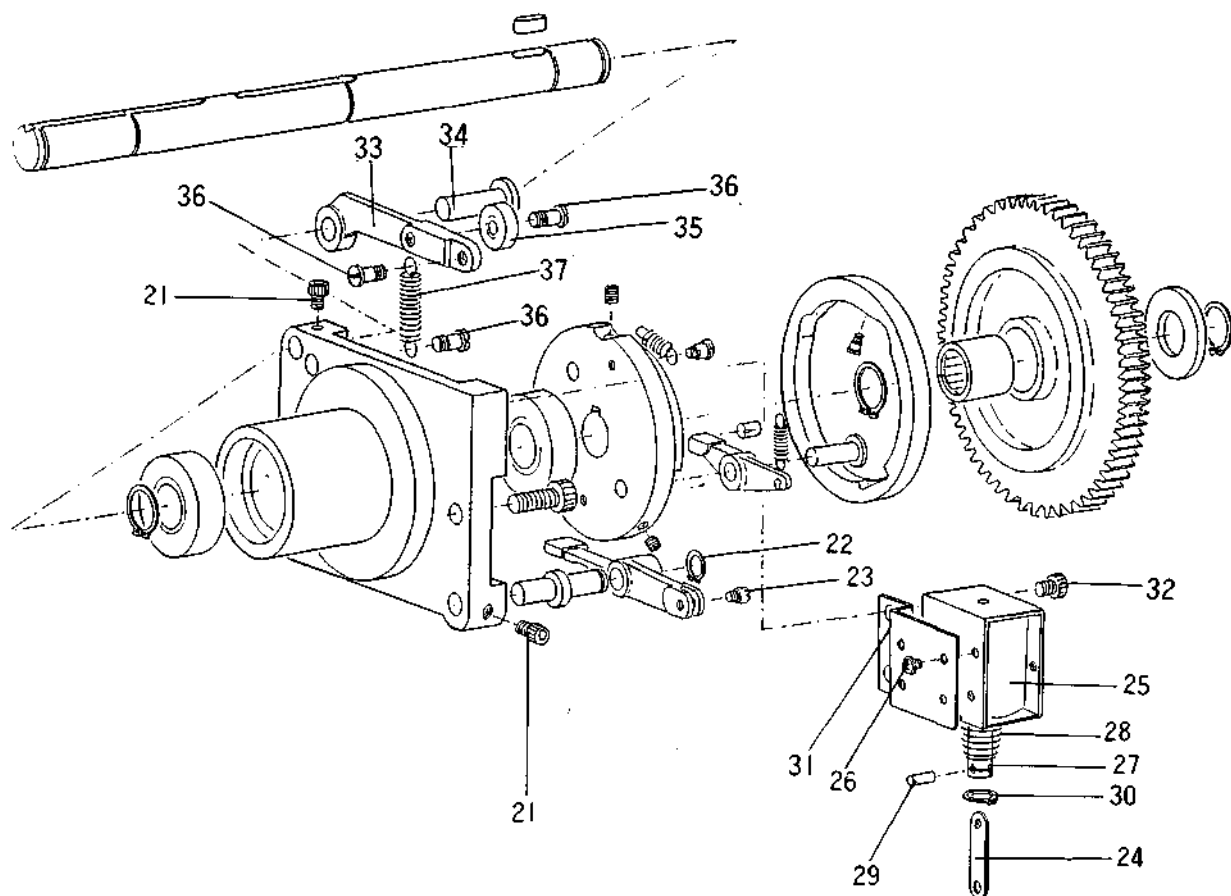
	PARTS	PARTS NAME	QTY	REMARKS
21	GD0114	FIXED ROD END	1	
22	SIS0819	NUT	1	
23	ESC0508	CAP BOLT (M5 X 8)	1	
24	GD0115	CONNECTING LINK	2	
25	GD0116	CONNECTING PIN	2	
26	ERS100	SNAP RING (S-10)	4	
27	GD0117	TIMING SWITCH WORKING PIN	1	
28	S1S5157	COLLAR	1	
29	ESC0408	CAP BOLT (M4 X 8)	1	



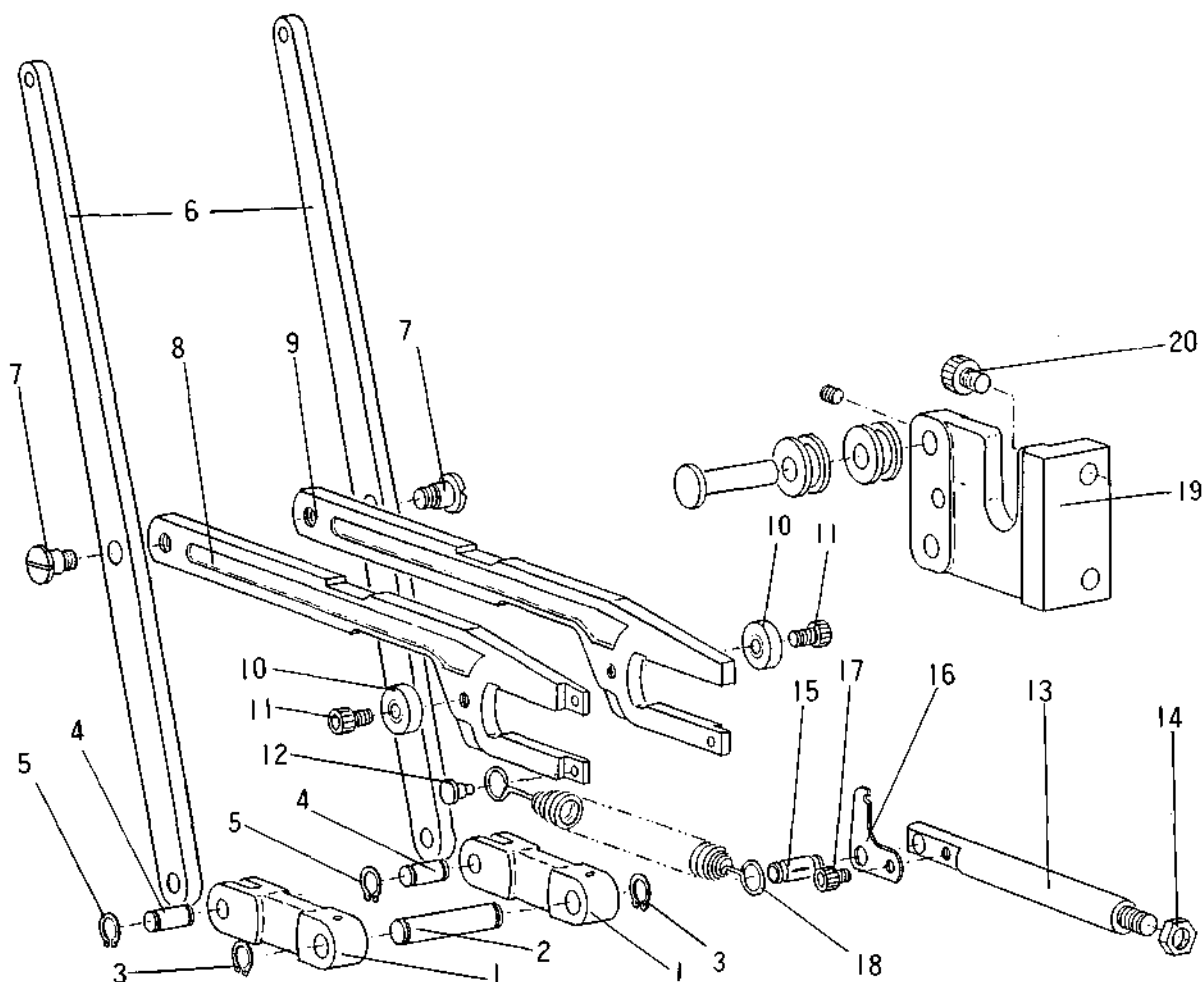
	PARTS	PARTS NAME	QTY	REMARKS
1	G00095	PRESSER TIMING CAM	1	
2	G00097	LOOPER TIMING CAM	1	
3	GD0100	LOOPER BLOCK TIMING	1	*
4	GD0101	STITCH HOLDER TIMING	1	
5	GD0102	YARN CUTTER TIMING CAM	1	
6	G00104	SET UP CAN TIMING CAM	1	
7	GD0106	AIR FULCRUM SHIFT CAM	1	
8	ESF9608	SETSCREW (M6 X 8)	7	
9	ESF0606	SETSCREW (M6 X 6)	7	
10	SIS0541	WASHER	1	
11	SIS0542	WASHER	1	
12	ERS200	SNAP RING (S-20)	2	
13	GD1701	MICRO SWITCH SET PLATE	1	
14	ESC0515	CAP BOLT (M5 X 15)	2	
15	HYAT01005	MICRO SWITCH (V3L-5105A)	2	XX0038
16	ESN0335	ROUND HEAD SCREW (M3 X 35)	2	
17		COLLAR	4	



	PARTS	PARTS NAME	QTY	REMARKS
1	GD0084	CONTROL CAN SHAFT FLANGE	1	
2	ESC0825	CAP BOLT (M8 X 25)	3	
3	EJB2002	BALL BEARING (6204ZZ)	2	
4	GD0085	CONTROL CAM SHAFT	1	
5	ERS200	SNAP RING (S-20)	3	
6	SIS0701	KEY	1	
7	GD0087	CAM SHAFT CLUTCH BODY	1	
8	GD0145	CLUTCH PAUL	2	
9	S1S0449	PIN WITH HEAD	2	
10	ESF0612	SETSCREW (M6 X 12)	3	
11	S1S6170	PULL SPRING	1	
12	EP16012	FASTENER PIN (B 6.0 X 12)	1	
13	GD0088	CAM SHAFT CLUTCH RING	1	
14	S1S061B	PULL SPRING	2	
15	S1S0139	STEPPED SCREW	4	
16	GD0086	CAM SHAFT CLUTCH RING	1	
17	EJN2002	NEEDLE BEARING (TA2025)	1	
18	S1S0516	WASHER	1	
19	GD0089	CLUTCH CONTROL LEVER	1	
20	GD0090	CONTROL LEVER HOLDER PIN	1	

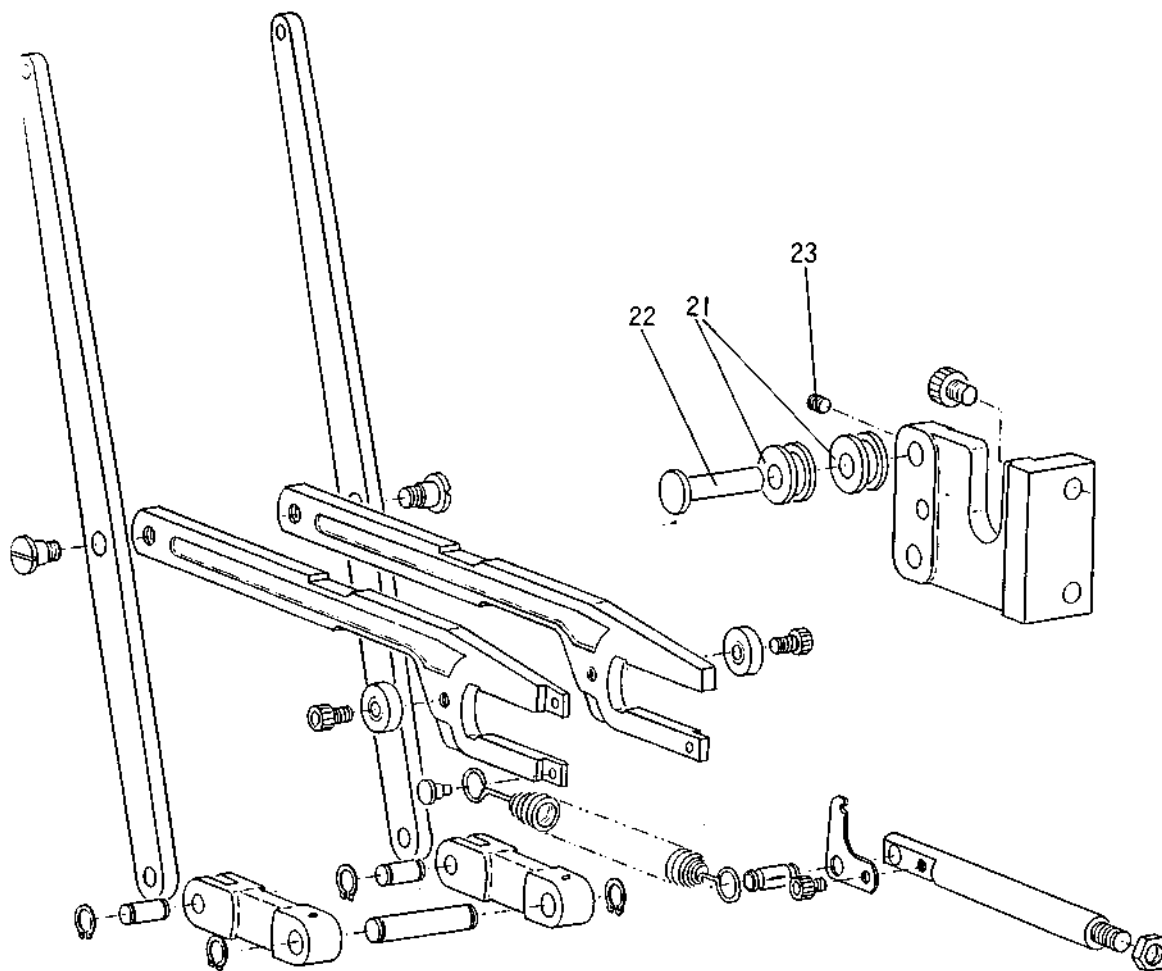


	PARTS	PARTS NAME	QTY	REHARKS
21	ESC0610	CAP BOLT (M6 X 10)	2	
22	ERS100	SNAP RING (S-10)	1	
23	SIS0208	LONG HEAD SCREW	1	
24	SIS0907	SOLENOID CONNECTING	1	
25	KXL4100	SOLENOID (MDU-6K1)	1	XX0253
26	ESNS0406	ROUND HEAD SCREW (M4 X 6)	4	
27	KXL4102	PLUNGER (6K)	1	XX0265
28	SIS0652	TAPER SPRING	1	
29	SIS0431	STRAIGHT PIN	1	
30	ERS140	SNAP RING (S-14)	1	
31	GD0091	SOLENOID SET PLATE	1	
32	ESC0610	CAP BOLT (M6 X 10)	2	
33	GD0092	CAN SHAFT STOPPER	1	
34	SIS0427	PIN WITH HEAD	1	
35	EJB0601	BALL BEARING (626ZZ)	1	
36	SIS0132	STEPPED SCREW	3	
37	SIS0626	PULL SPRING	1	

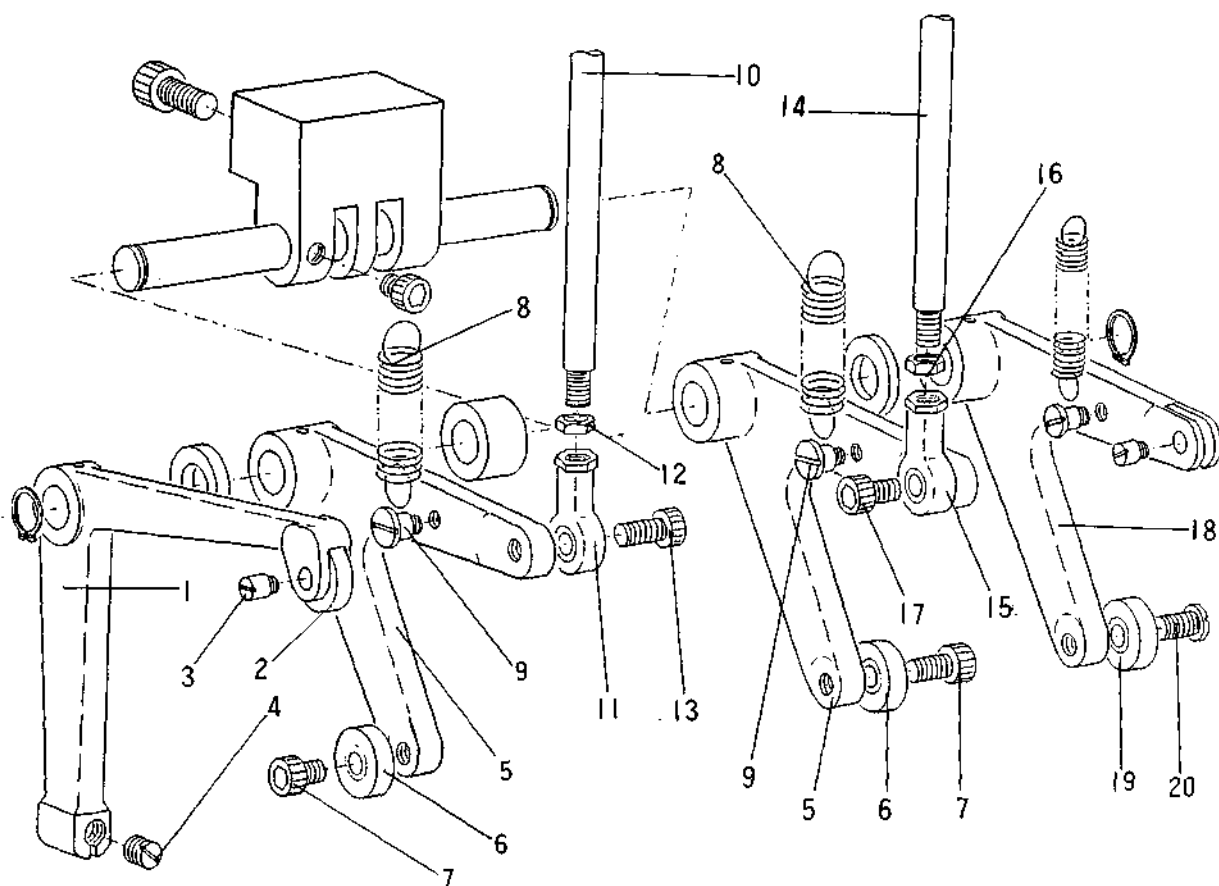


	PARTS	PARTS NAME	QTY	REMARKS
1	GD0070	STITCH HOLDER LOOPER CONNECTING LINK	2	
2	GD0071	FULCRUM PIN	1	
3	ERS100	SNAP RING (S-10)	2	
4	GD0072	CONNECTING PIN	2	
5	ERS080	SNAP RING (S-8)	4	
6	GD0073	STITCH HOLDER LOOPER DRIVE ROD	2	*
7	SIS0134	STEPPED SCREW	2	
8	G00074	STITCH HOLDEN DRIVE FORK	1	
9	GD0075	LOOPER BLOCK FORK ROD	1	
10	EJB0601	BALL BEARING (626ZZ)	2	
11	ESC0615	CAP BOLT (M6 X 15)	2	
12	SIS0409	SPRING HANGER PIN	3	
13	GD0076	SPRING HANGER ROD	1	
14	SIS0806.	NUT	1	
15	EP38024	FASTENER PIN (EX 8.0 X 24)	1	
16	GD0077	SPRING HANGER PLATE	1	
17	ESC0508	CAP BOLT (M5 X 8)	1	
18	SIS0629	PULL SPRING	3	
19	GD0971	GUIDE ROLLER BRACKET	1	
20	ESC0815	CAP BOLT (M8 X 15)	2	

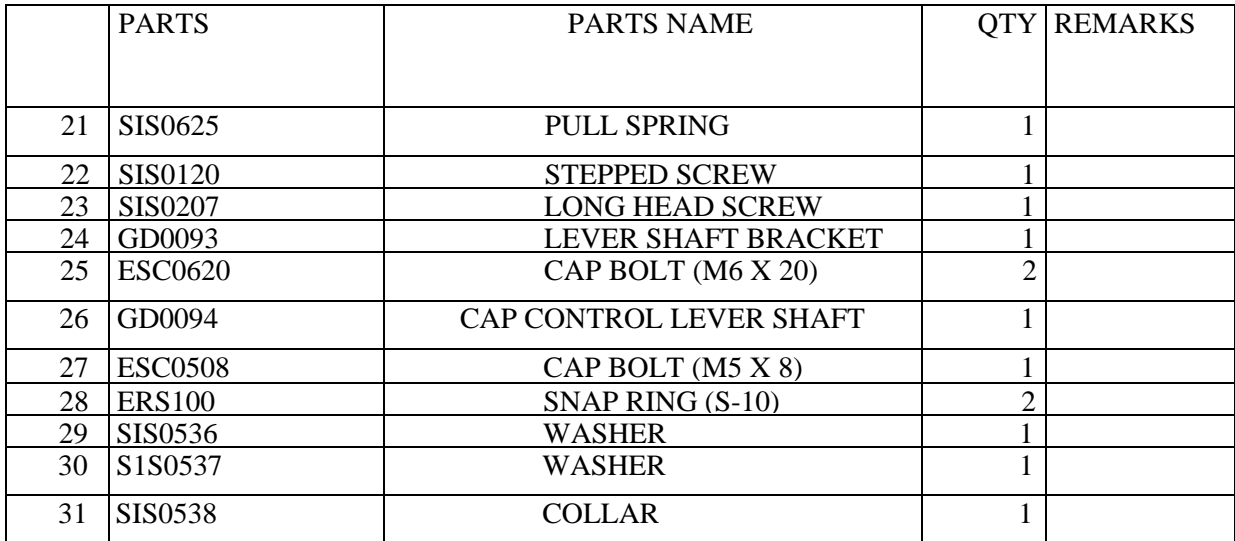


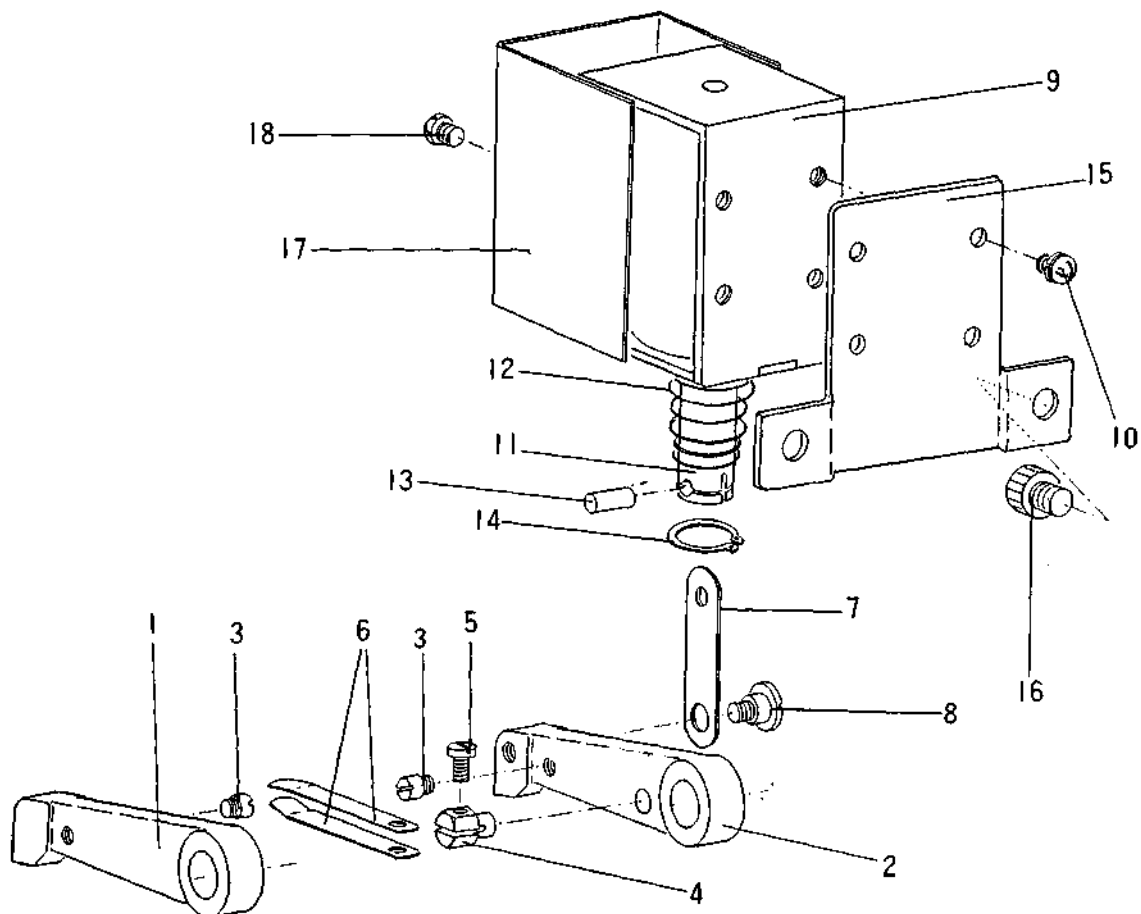


	PARTS	PARTS NAME	QTY	REMARKS
21	G00083	GUIDE ROLLER	4	
22	SIS0428	PIN WITH HEAD	2	
23	ESF0608	SETSCREW (M8 X 8)	2	

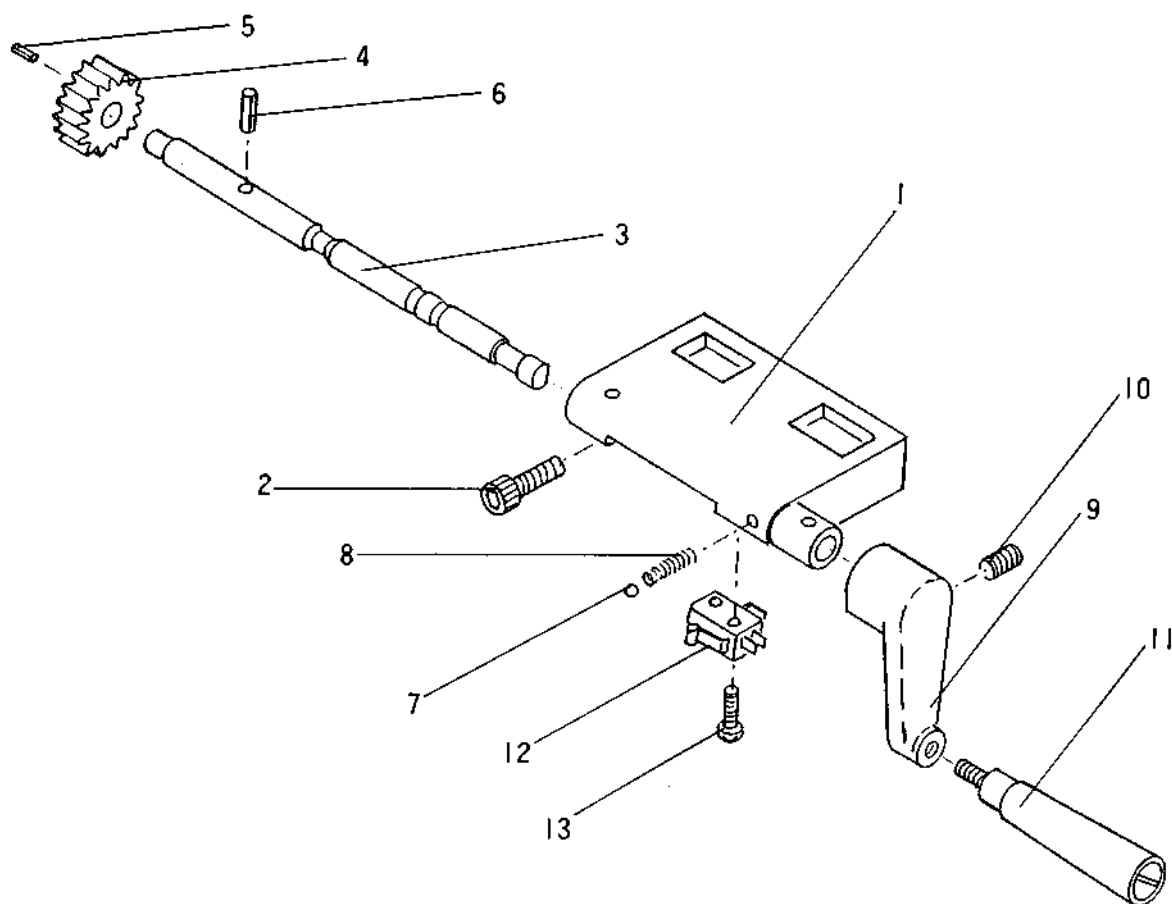


	PARTS	PARTS NAME	QTY REMARKS
1	GD0105	SET UP CAM LEVER	1
2	EJB0502	BALL BEARING (625ZZ)	1
3	S1S0207	LONG HEAD SCREW	1
4	S1S0305	PUSH SCREW	1
5	GD0098	PRESSER CAM LEVER	2
6	EJB0502	BALL BEARING (625ZZ)	2
7	ESC0510	CAP BOLT (M5 X 10)	2
8	SIS0628	PULL SPRING	2
9	SIS0127	STEPPED SCREW	2
10	GD0103	CUTTER DRIVE CONNECTING ROD	1
11	EJE0501	ROD END (RB-5LS)	2
12	EN105	NUT (1-M5)	2
13	ESC0512	CAP BOLT (M5 X 12)	1
14	GD0099	LOOPER DRIVE	1
15	EJE0501	ROD END (RB-5LS)	2
16	EN 105	NUT (1-M5)	2
17	ESC0512	CAP BOLT (M5 X 12)	1
18	GD0096	YARN CUTTER CAM LEVER	1
19	EJB0502	BALL BEARING (625ZZ)	1
20	SIS0017	FLAT HEAD SCREW	1

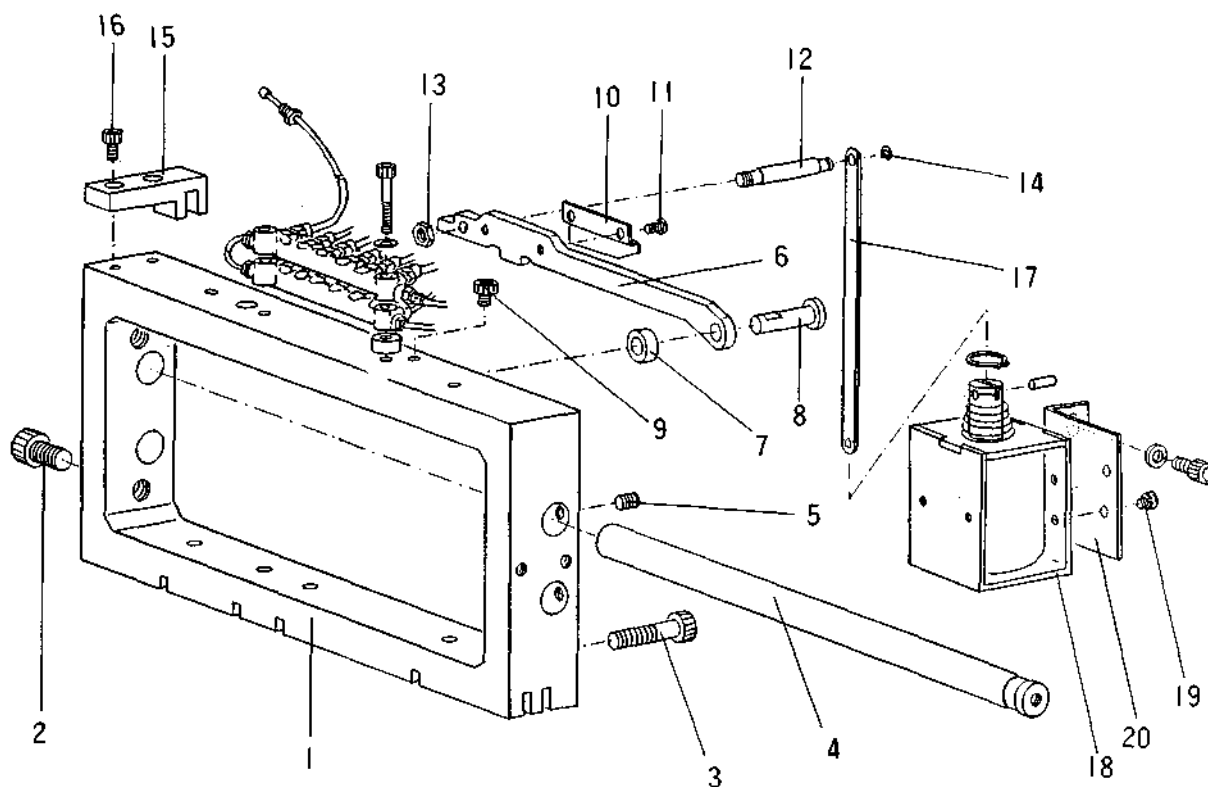




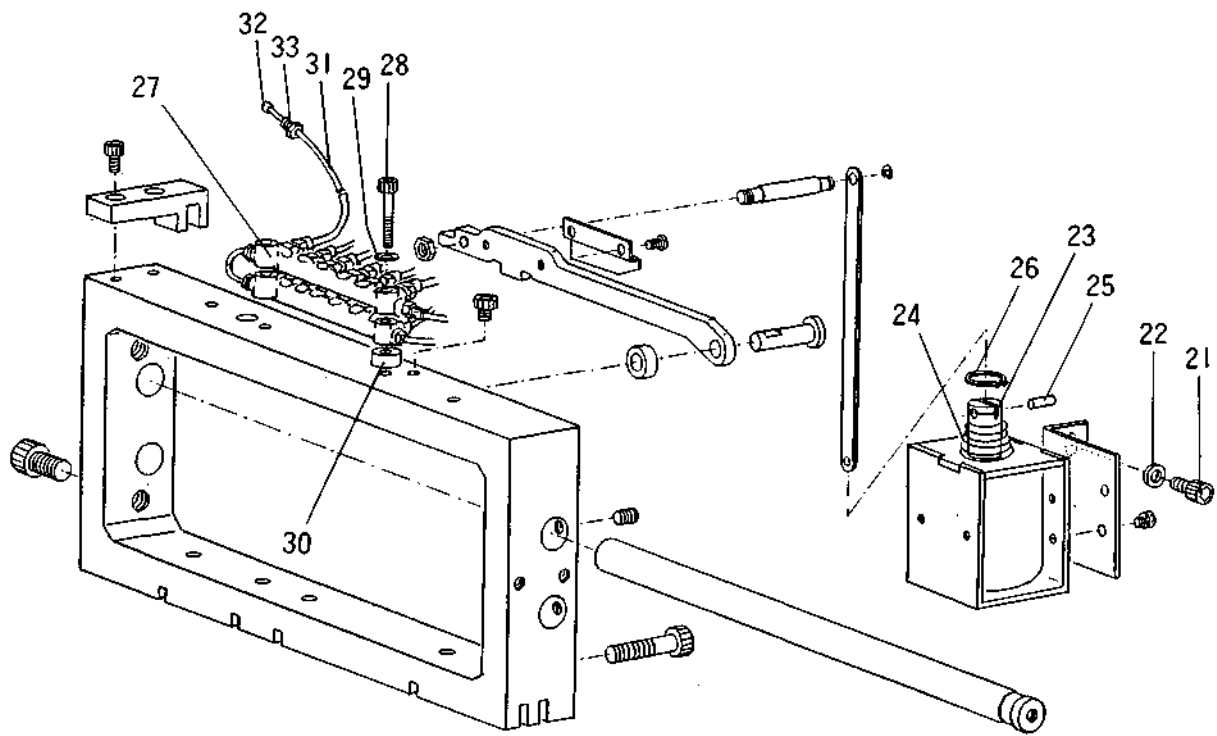
	PARTS	PARTS NAME	QTY REMARKS
1	6D0078	CONTROL PAUL (R)	1
z	GD0079	CONTROL PAUL (L)	1
3	SIS0202	LONG HEAD SCREW	2
4	GD0080	PLATE SPRING HOLDER	1
5	SIS0001	FLAT HEAD SCREW	1
6	SIS6120	PLATE SPRING	2
7	SIS0907	SOLENOID CONNECTING	1
8	S1S0122	STEPPED SCREW	1
9	KXL4100	SOLENOID (MDU-6K1)	1 XX0253
10	ESNS0406	ROUND HEAD SCREW (M4 X 6)	4
11	KXL4102	PLUNGER (6K)	1 XX0265
12	SIS0652	TAPER SPRING	1
13	SIS0431	STRAIGHT PIN	1
14	ERS140	SNAP RING (S-14)	1
15	GD0081	SOLENOID SET PLATE	1
16	ESC0610	CAP BOLT (M6 X 10)	2
17	GD1703	SOLENOID COVER	1
18	ESN0406	ROUND HEAD SCREW (M4 X 6)	2



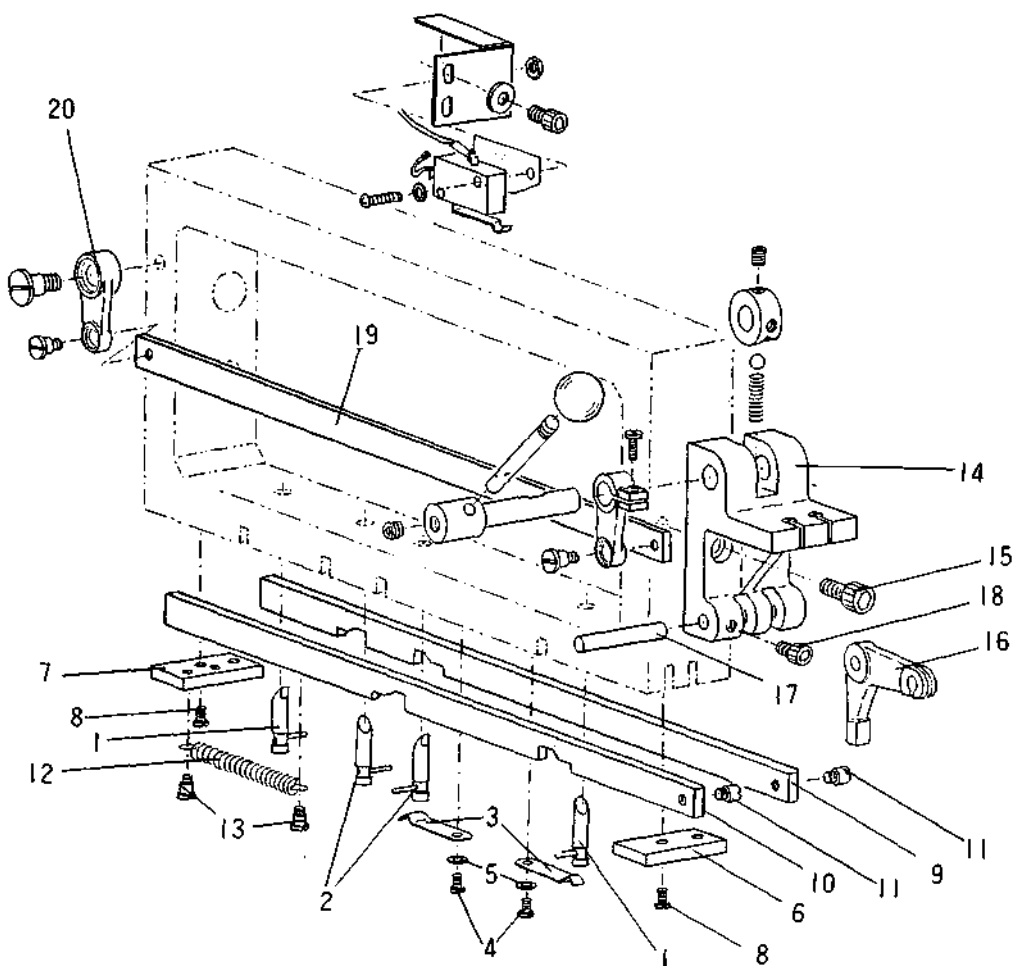
	PARTS	PARTS NAME	QTY	REMARKS
1	GD0108	HANDLE SET BRACKET	1	
2	ESC0835	CAP BOLT (M8 X 35)	2	
3	GD0109	HANDLE SHAFT	1	
4	GD0110	PINION GEAR	1	
5	EPR4010	ROLL PIN (4.0 X 10)	2	
6	EPR6025	ROLL PIN (6.0 X 25)	1	
7	E9S005	STEEL BALL U5/64)	1	
8	SIS6411	PUSH SPRING	1	
9	GD0111	HANDLE ARM	1	
10	ESF1015	SETSCREW (M10 X 15)	1	
11	EKK01	HANDLE (KRM-H70)	1	
12	HYAT01004	MICRO SWITCH (V3L-5104-D8A)	1	XX0004
13	ESN0315	ROUND HEAD SCREW (M3 X 15)	2	



	PARTS	PARTS NAME	QTY	REMARKS
1	6E0001	BLOCK GUIDE BOX	1	
2	ESC1025	CAP BOLT (M10 X 25)	2	
3	ESC0845	CAP BOLT (M8 X 45)	1	
4	GE0002	BLOCK GUIDE SHAFT	2	
5	ESF0610	SETSCREW (M6 X 10)	2	
6	GE0012	BLOCK STOPPER ROD	1	
7	SIS0535	COLLAR	1	
8	SIS4251	PIN WITH HEAD	1	
9	ESC0610	CAP BOLT (M6 X 10)	1	
10	GE0013	BLOCK STOPPER CAM	1	
11	SIS0069	FLAT HEAD SCREW	2	
12	GE0014	BLOCK STOPPER CONNECTING ROD	1	
13	EN306	NUT (3-M6)	1	
14	ERE040	E-RING (E-4)	1	
15	GE0015	BLOCK STOPPER ROD GUIDE	1	
16	ESC0510	CAP BOLT (M5 X 10)	2	
17	SIS0918	LINK	1	
18	KXL4100	SOLENOID (MDU-6K1)	1	XXD253
19	ESNS0406	ROUND HEAD SCREW (M4 X 6)	4	
20	GD0112	SOLENOID SET PLATE	1	

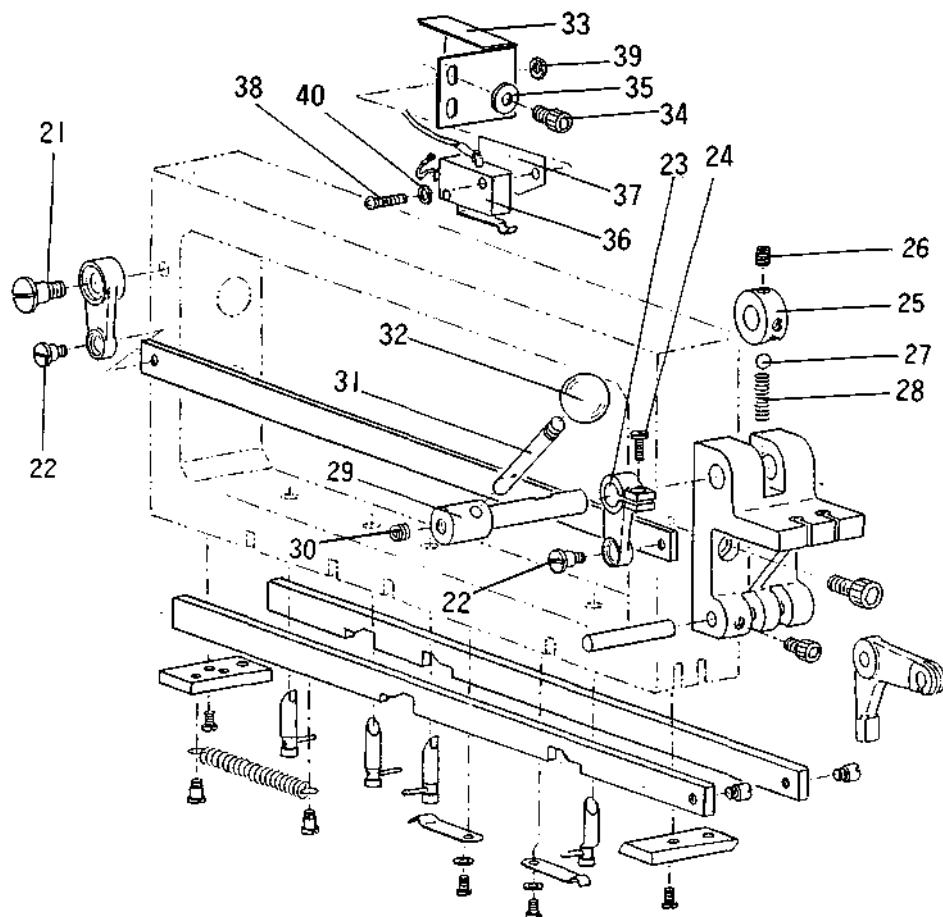


	PARTS	PARTS NAME	QTY	REMARKS
21	ESC0610	CAP BOLT (M6 X 10)	2	
22	SIS0502	WASHER	2	
23	KXL4104	PLUNGER (6K)	1	XX0265
24	SIS0653	TAPER SPRING	1	
25	SIS0431	STRAIGHT PIN	1	
26	ERS140	SNAP RING (S-14)	1	
27	EE143	METAL JUNCTION OIL PIPE (SET)	1	
28	ESC0545	CAP BOLT (M5 X 45)	2	
29	ELH0510	WASHER	2	
30	SIS0569	COLLAR	2	
31	XGZ-015	POLY TUBE (3. 2) (1M)	1	
32	XGZ-016	SLEEVE (PB3.2)	1	
33	XGZ-018	PLUG (PA3.2)	1	

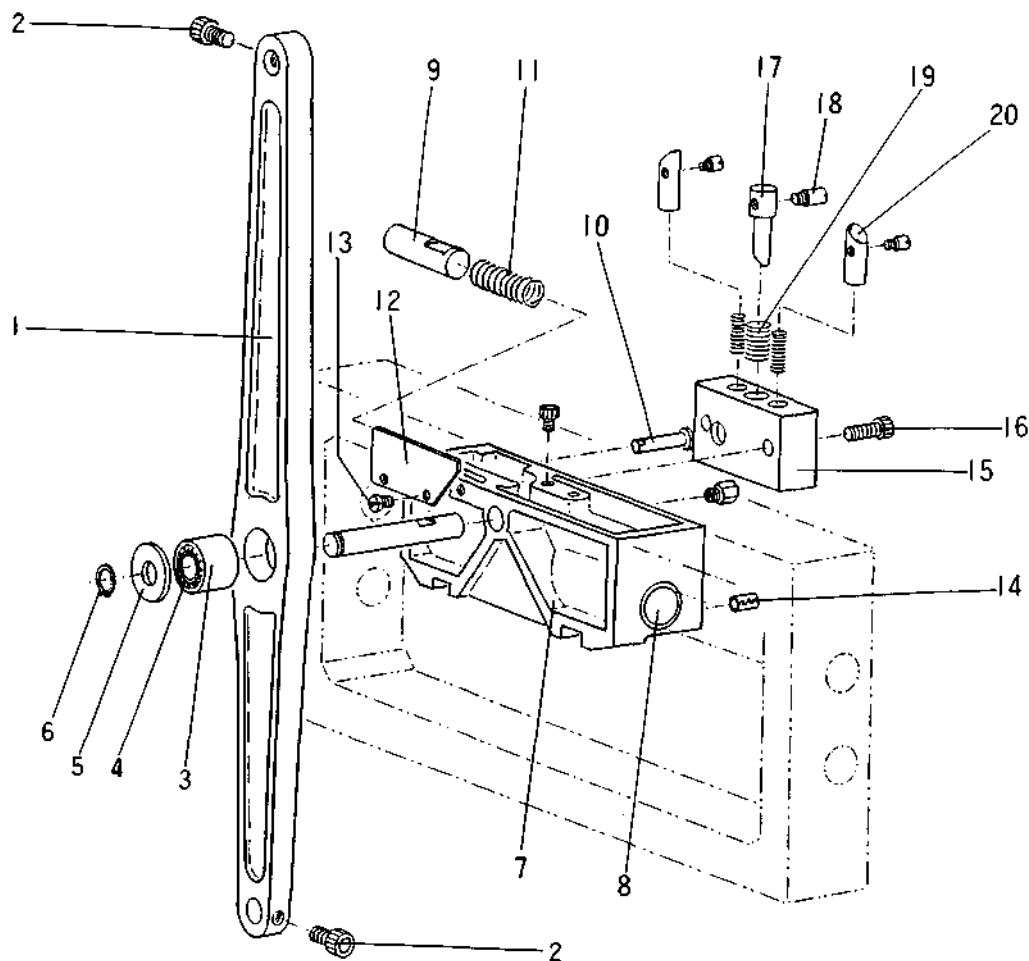


	PARTS	PARTS NAME	QTY REMARKS
1	GE0027	CAM CONTROL PIN (R)	2
2	GE0028	CAM CONTROL PIN (L)	2
3	SIS0632	PLATE SPRING	4
4	SIS0068	FLAT HEAD SCREW	4
5	ELH0408	WASHER (1-M4)	4
6	GE0031	CONTROL BAR COVER (R)	1
7	GE0032	CONTROL BAR COVER (L)	1
8	SIS0070	FLAT HEAD SCREW	4
9	GE0029	FINGER STROKE BLOCK	1
10	GE0030	PALM STROKE BLOCK CONTROL BAR	1
11	SIS0209	LONG HEAD SCREW	2
12	SIS0620	PULL SPRING	2
13	SIS0103	STEPPED SCREW	4
14	GE0033	BLOCK CONTROL LEVER	1
15	ESC0615	CAP BOLT (M6 X 15)	2
16	GE0034	BLOCK CONTROL LEVER	2
17	SIS0414	STRAIGHT PIN	1
18	ESC0508	CAP BOLT (M5 X 8)	1
19	GE0035	CLUTCH LINK BAR	1
20	GE0036	CLUTCH LINK (A)	1

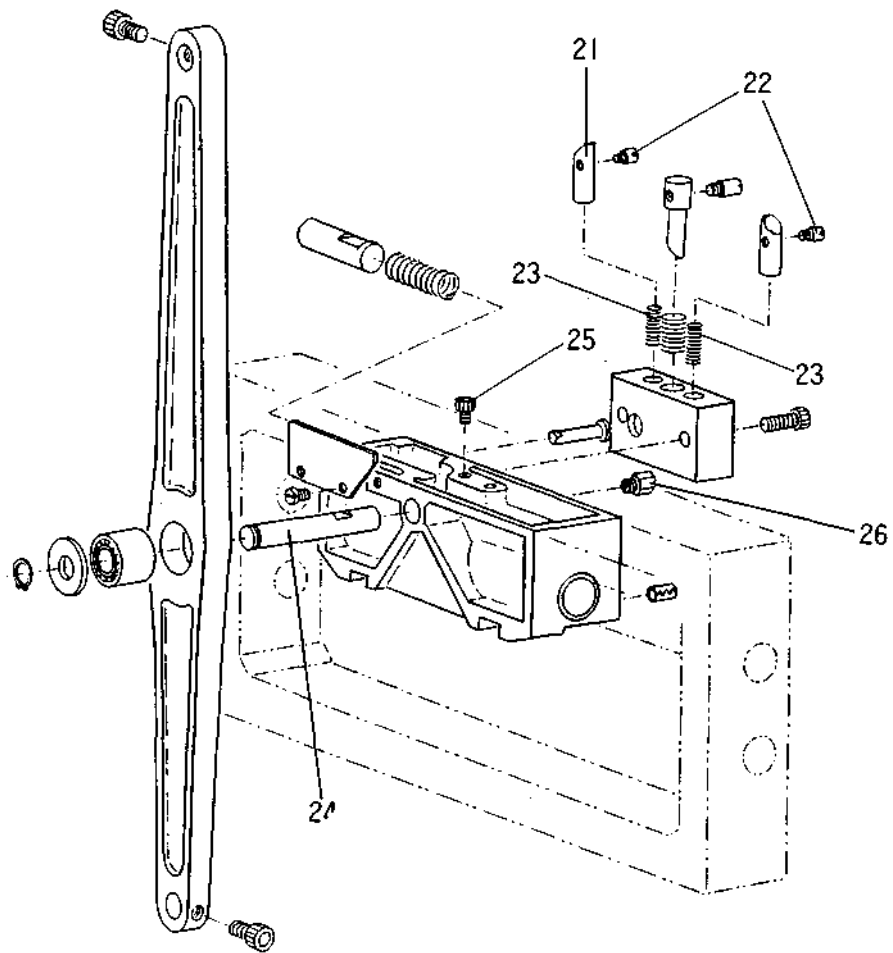




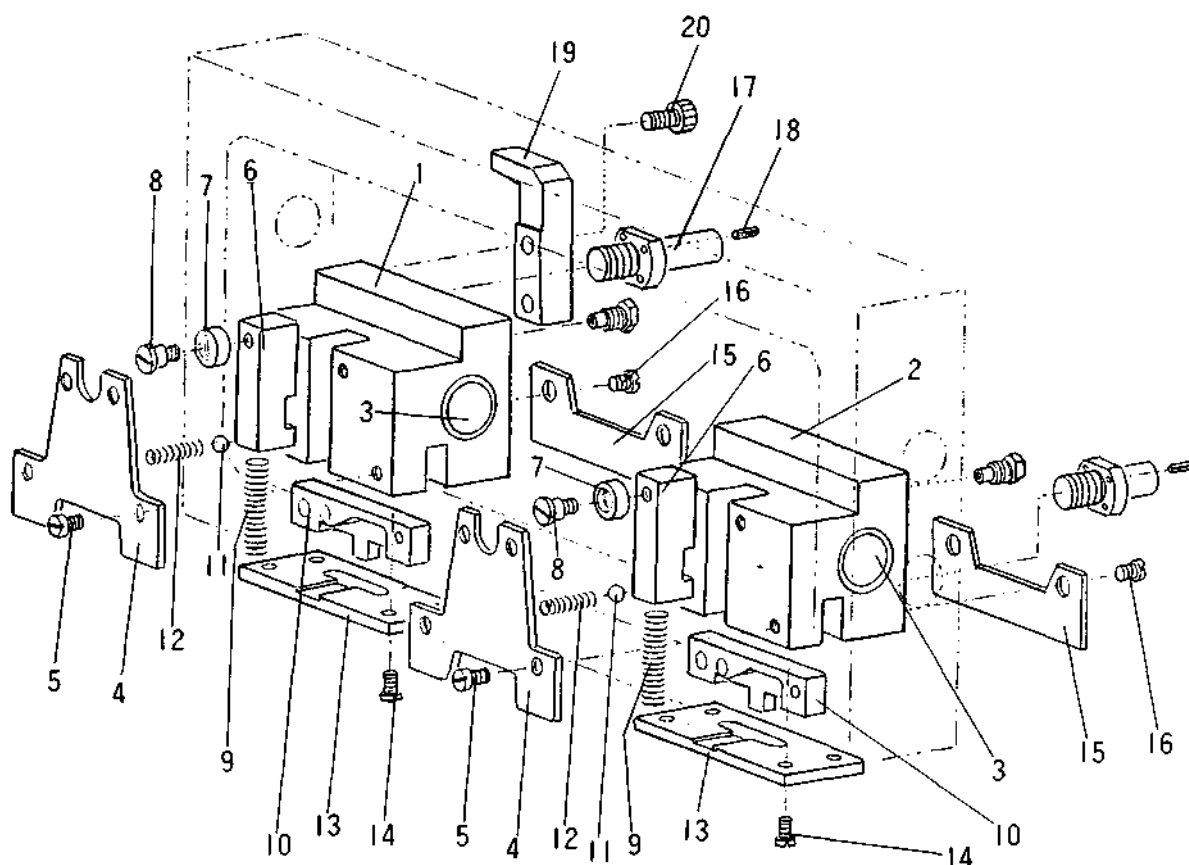
	PARTS	PARTS NAME	QTY REMARKS
21	SIS0133	STEPPED SCREW	1
22	SIS0124	STEPPED SCREW	2
23	GE0037	CLUTCH LINK (B)	1
24	SIS0070	FLAT HEAD SCREW	1
25	GE0038	BLOCK CLUTCH COLLAR	1
26	ESF0606	SETSCREW (M6 X 6)	2
27	EQS005	STEEL BALL (15/64)	1
28	SIS0645	PUSH SPRING	1
29	GE0039	BLOCK CLUTCH SHAFT	
30	ESF0606	SETSCREW (M6 X 6)	
31	SIS0319	HANDLE	
32	EKT02	GRIP	
33	GK1709	RESET SWITCH SET PLATE	
34	ESC0508	CAP BOLT (M5 X 8)	2
35	ELH0512	WASHER (1-M5)	2
36	MYAT01010	MICRO SWITCH (V3L-5106)	1 XX0001
37	GXM0044	INSULATING PAPER	1 XX1076
38	ESN0318	ROUND HEAD SCREW (M3 X 18)	2
39	EN103	NUT (1-N3)	2
40	ELH0306	WASHER	2



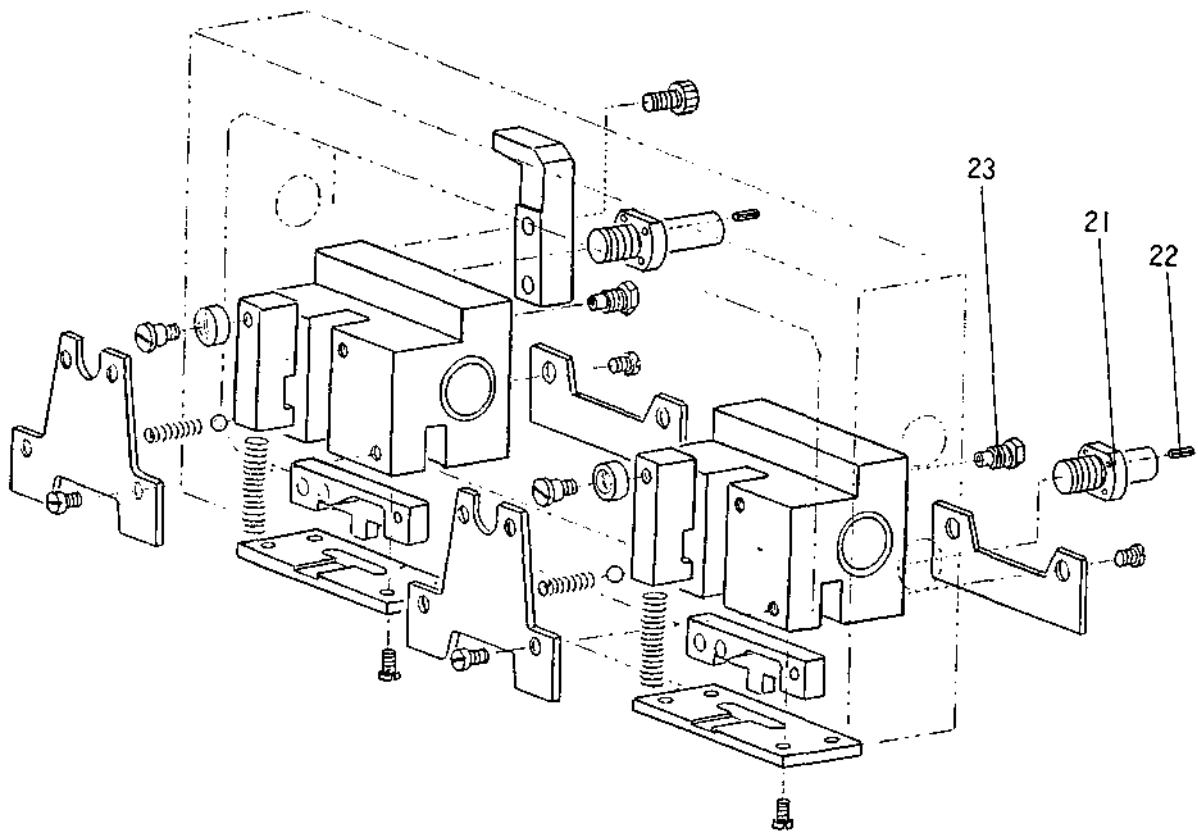
	PARTS	PARTS NAME	QTY	REMARKS
1	GD0062	CARRIAGE DRIVE ROD	1	
2	ESC0510	CAP BOLT (H5 X 10)	2	
3	EJN1053	NEEDLE BEARING (TAF-142216)	1	
4	EJN1055	COLLAR (LRT-101416)	1	
5	SIS5115	WASHER	1	
6	ERS100	SNAP RING (S-10)	1	
7	XGEG007A	DRIVING BLOCK 7M	1	*
8	EHG1828	OIL-LESS METAL (18 X 23 X 28)	2	
9	GE0005	BLOCK SHOCK PIN	1	
10	GE0006	STOPPER PIN	1	
11	SIS0647	PUSH SPRING	1	
12	GE0007	DRIVING BLOCK GUIDE	1	
13	SIS0067	FLAT HEAD SCREW	2	
14	EPR6012	ROLL PIN (6.0 X 12)	1	
15	GE0008	BLOCK STOPPER	1	
16	ESC0518	CAP BOLT (M5 X 18)	2	
17	GE0009	BLOCK STOPPER PIN (A)	1	
18	SIS0210	LONG HEAD SCREW	1	
19	SIS0642	PUSH SPRING	1	
20	GE0010	BLOCK STOPPER PIN (B-R)	1	



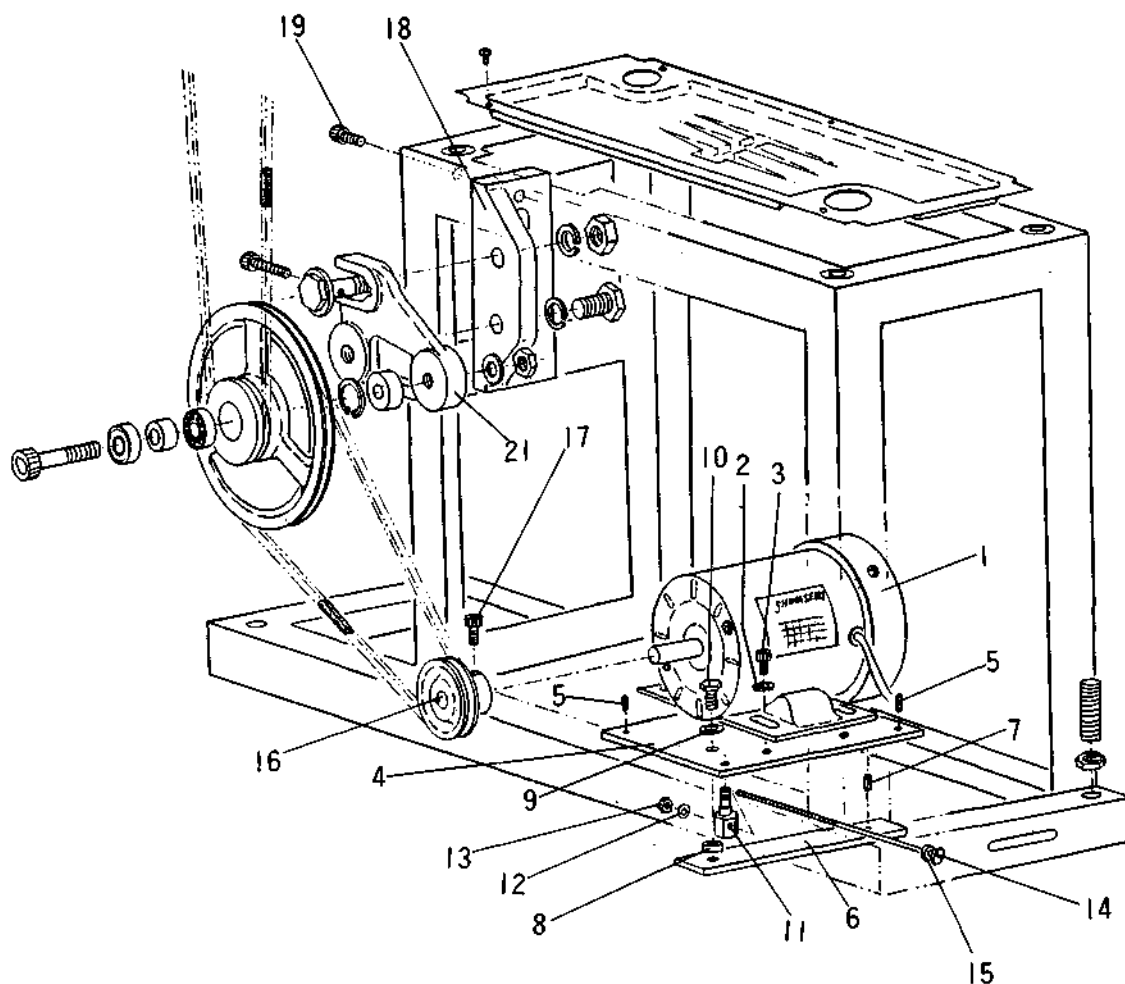
	PARTS	PARTS NAME	QTY	REMARKS
21	GE0011	BLOCK STOPPER PIN (B-L)	1	
22	SIS0203	LONG HEAD SCREW	2	
23	SIS0635	PUSH SPRING	2	
24	GE0043	CARRIAGE DRIVE ROD PIN	1	
25	ESC0608	CAP BOLT (M6 X 8)	1	7G, 13G
25	ESC0612	CAP BOLT (M6 X 12)	1	10G



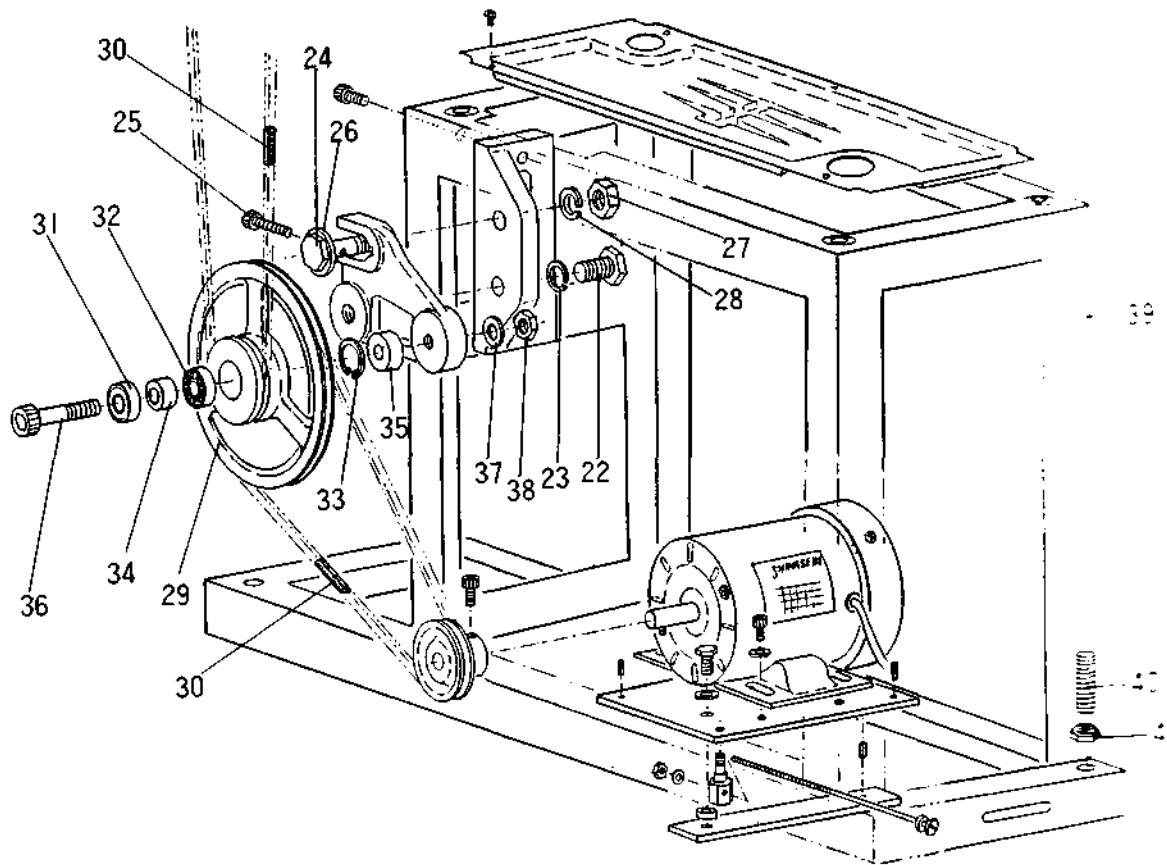
	PARTS	PARIS NAME	QTY REMARKS
1	XGEG008A	FINGER STROKE BLOCK	1
2	XGEG009A	PALM STROKE BLOCK	1
3	EHG1B28	OIL-LESS METAL (18 X 23 X 28)	4
4	GE0022	BLOCK PIN COVER	2
5	S1S0068	FLAT HEAD SCREW	8
6	GE0024	BLOCK PIN	2
7	SIS5136	ROLLER	2
8	SIS0121	STEPPED SCREW	2
9	SIS6475	PUSH SPRING	2
10	GE0025	BLOCK PIN CONTROL CAN	2
11	E9S003	STEEL BALL (3/16)	2
12	SIS0634	PUSH SPRING	2
13	GE0026	BLOCK CAN GUIDE PLATE	2
14	SIS0070	FLAT HEAD SCREW	8
15	GE0018	FINGER BLOCK GUIDE	2
16	SIS0068	FLAT HEAD SCREW	4
17	GE0019	FINGER BLOCK DRIVE PIN	1
18	EP13012	FASTENER PIN (B 3.0 X 12)	2
19	GE0020	BLOCK STOPPER PAUL	1
20	ESC0514	CAP BOLT (H5 X 14)	2



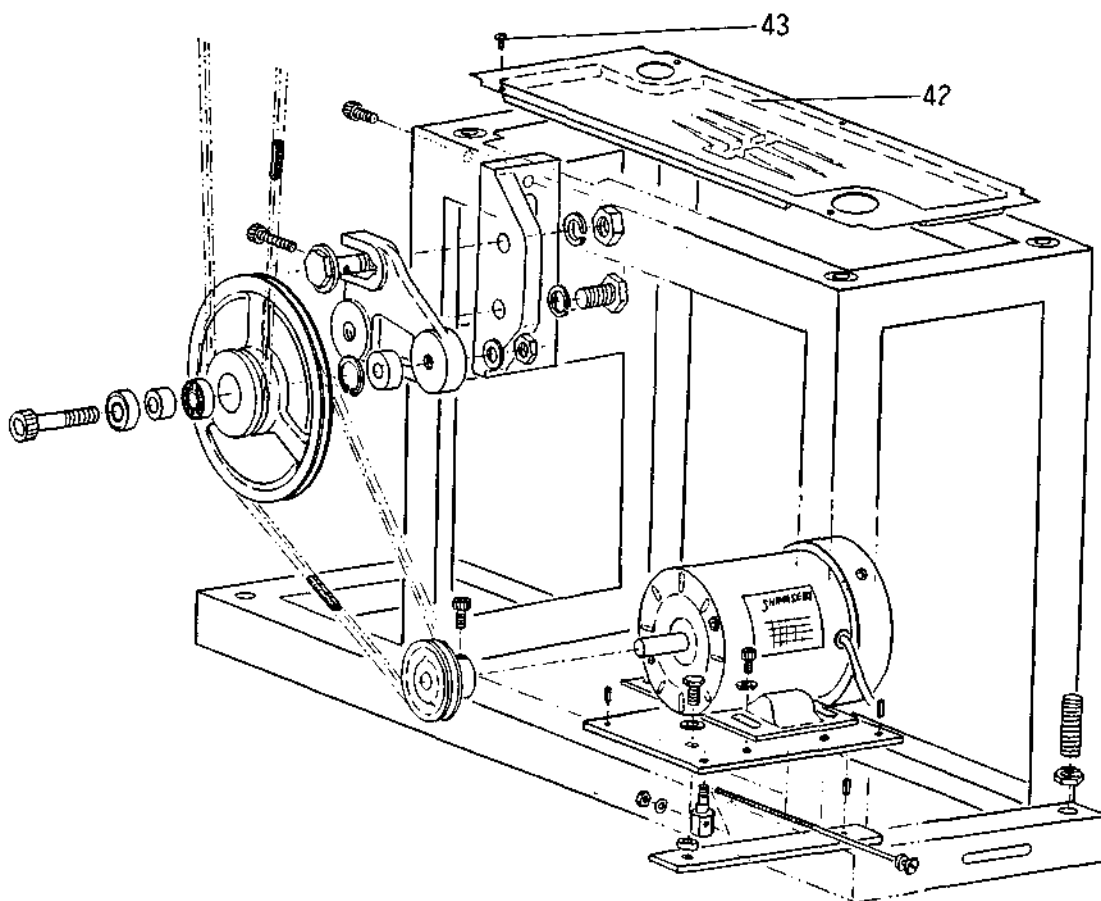
	PARTS	PARTS NAME	QTY	REMARKS
21	GD0011	CRANK PIN	1	
22	EP13012	FASTENER PIN (B 3.0 X 12)	2	
23	XGZ-017	PLUG (PS3.2)	2	



	PARTS	PARTS NAME	QTY	REMARKS
1	GX1908	INVERTER MOTOR (FEQ-I)	1	
2	ESC0615	CAP BOLT (M6 X 15)	4	
3	ELS06	SPRING WASHER (2-M6)	4	
4	GF0022	MOTOR BASE	1	
5	EPR5015	ROLL PIN (5.0 X 15)	3	
6	GF0023	MOTOR BASE PRESSER	1	
7	EPR6020	ROLL PIN (6.0 X 20)	1	
8	SIS5138	COLLAR	1	
9	ELH10	WASHER (1-M10)	1	
10	ESH1020	BOLT (M10 X 20)	1	
11	GF0024	MOTOR BASE ADJUSTING PIN	1	
12	ELH08	WASHER (1-M8)	1	
13	EN108	NUT (1-M8)	1	
14	GF0025	MOTOR BASE ADJUSTING SCREW	1	
15	ELH0611	WASHER	1	
16	GF0154	MOTOR PULLEY	1	
17	ESC0820	CAP BOLT (MB X 20)	1	
18	GF0028	REDUCTION METAL BRACKET	1	
19	ESC1020	CAP BOLT (M10 X 20)	2	
21	GF0029	REDUCTION METAL	1	

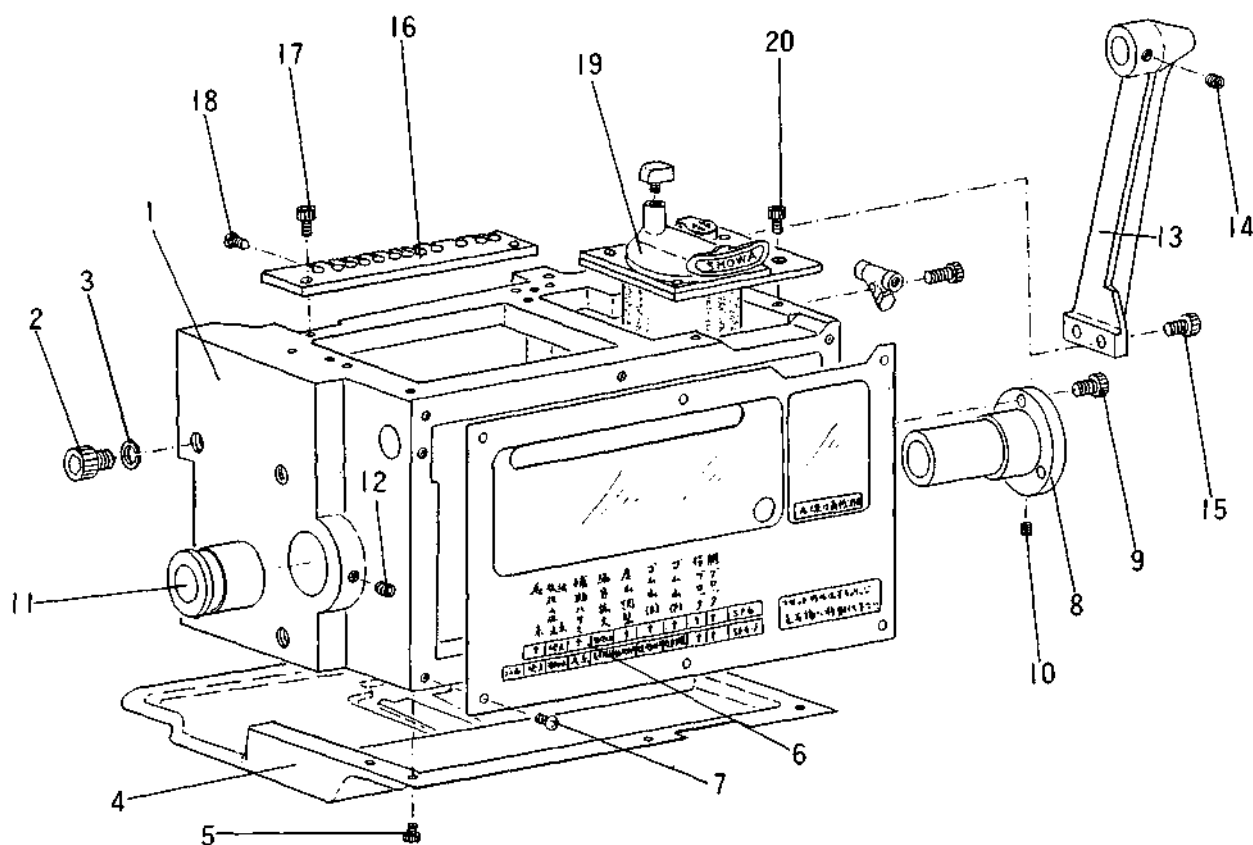


PARTS	PARTS NAME	QTY	REMARKS
22	ESH1640	BOLT (M16 X 40)	1
23	ELS16	SPRING WASHER (M16)	1
24	GF0030	BELT ADJUSTING LOCK SCREW	1
25	ESC9640	CAP BOLT (M6 X 40)	1
26	ELH16	WASHER (M16)	1
27	EN116	NUT (1-M16)	1
28	ELS16	SPRING WASHER (M1 6)	1
29	GF0155	REDUCTION V-PULLEY	1
30	EBVP005	V-BELT (7M-1060)	2
31	EJB1203	BALL BEARING (6201Z)	1
32	EJB1202	BALL BEARING (6201)	1
33	ERH320	H-RING (H-32)	1
34	SIS5139	COLLAR	1
35	SIS5140	COLLAR	1
36	ESC1280	CAP BOLT (M12 X 80)	1
37	ELH12	WASHER	1
38	EN112	NUT (1-M12)	1
39	GF0151	STAND (BLACK)	1
40	SIS0324	BALANCE BOLT	4
41	EN114	NUT (1-M14)	4

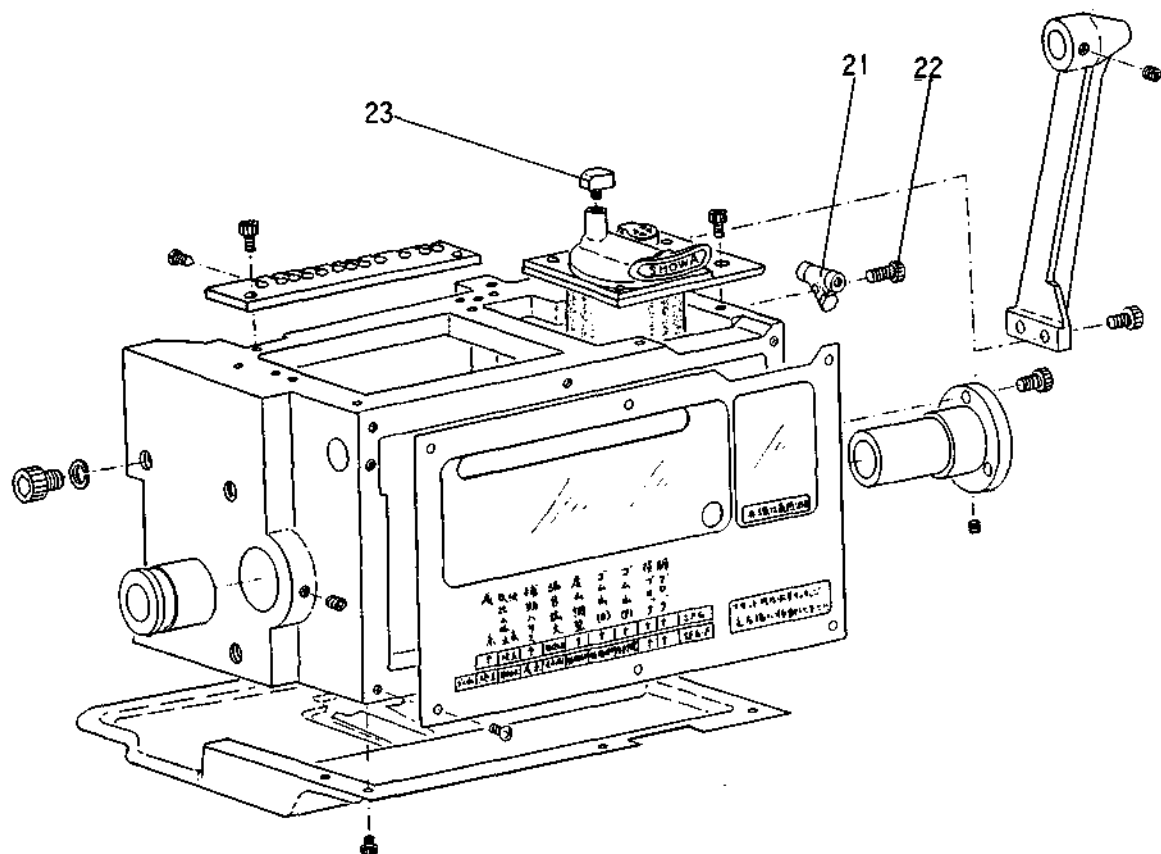


PARTS	PARTS NAME	QTY REMARKS
42 GF1709	OIL PROTECTED PLATE	1
43 ESN0506	ROUND HEAD SCREW (M5 X 6)	4

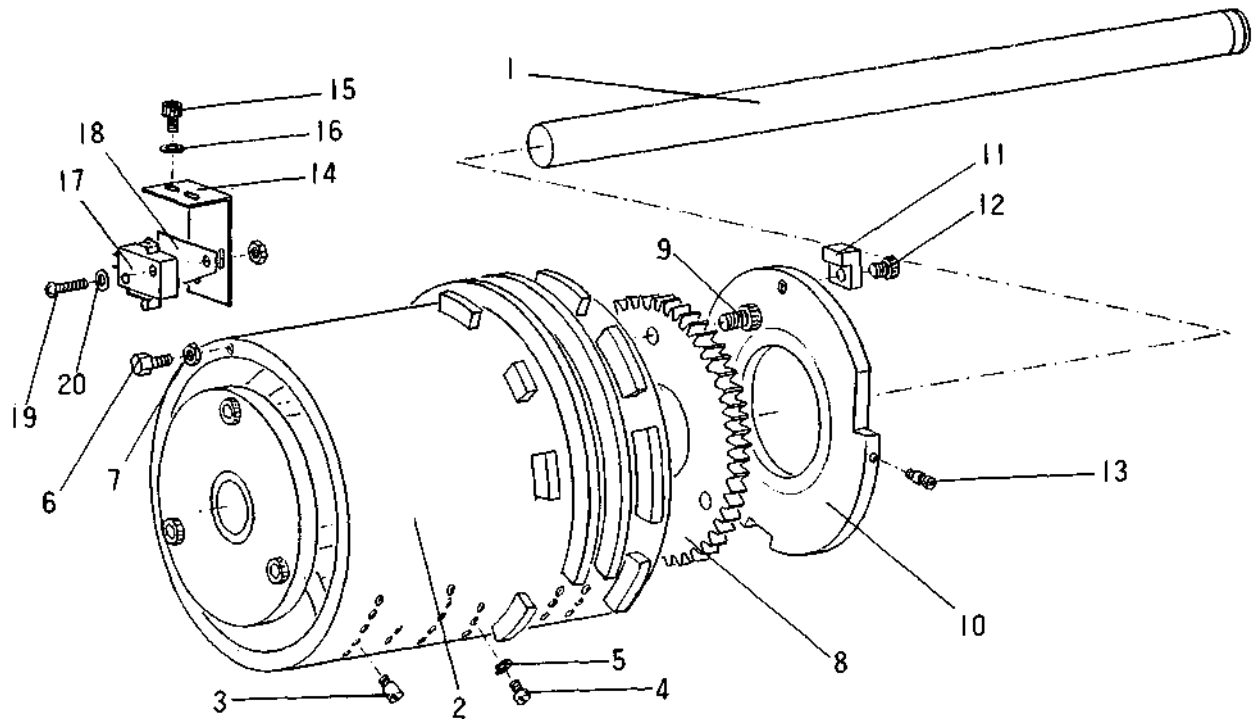




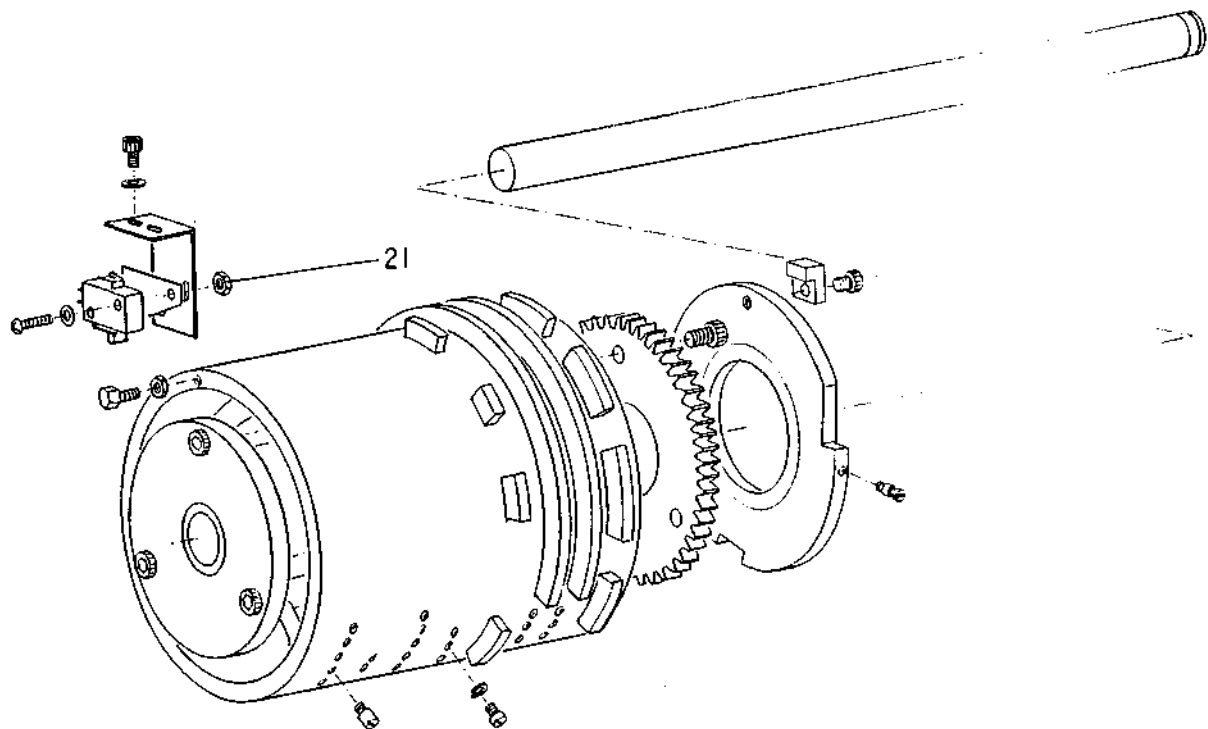
	PARIS	PARIS NAME	QTY	REMARKS
i	GK1701	CONTROL BOX	1	
2	ESC12Z5	CAP BOLI (M1Z X 25)	4	
3	ELS12	SPRING WASHER (Z-M1Z)	4	
4	GK1702	OIL PAN	1	
5	ESC0508	CAP BOLT (M5 X 8)	5	
6	GK1712	FRONT COVER	1	
7	ESC0508	CAP BOLT 015 X 6)	6	
8	GK0003	DRUM SHAFT FLANGE	1	
9	ESC0615	CAP BOLT (M8 X 15)	3	
10	ESF0610	SETSCREW (M8 X 10)	1	
11	GK0004	DRUM SHAFT BUSH	1	
12	ESF0810	SETSCREW (M8 X 10)	1	
13	GK006E	CARRIAGE DRIVE GUIDE BRACKET	1	
14	ESF0606	SETSCREW(M6 X 6)	1	
15	ESC0815	CAP BOLT (M8 X 15)	2	
16	GK1713	HIRE TERMINAL	1	
17	ESC0615	CAP BOLT (M8 X 15)	2	
18	S1S0336	PUSH SCREW	10	
19	EE137	OIL PUMP (EA-3)	1	
20	ESC0508	CAP BOLT (M5 X 8)	2	



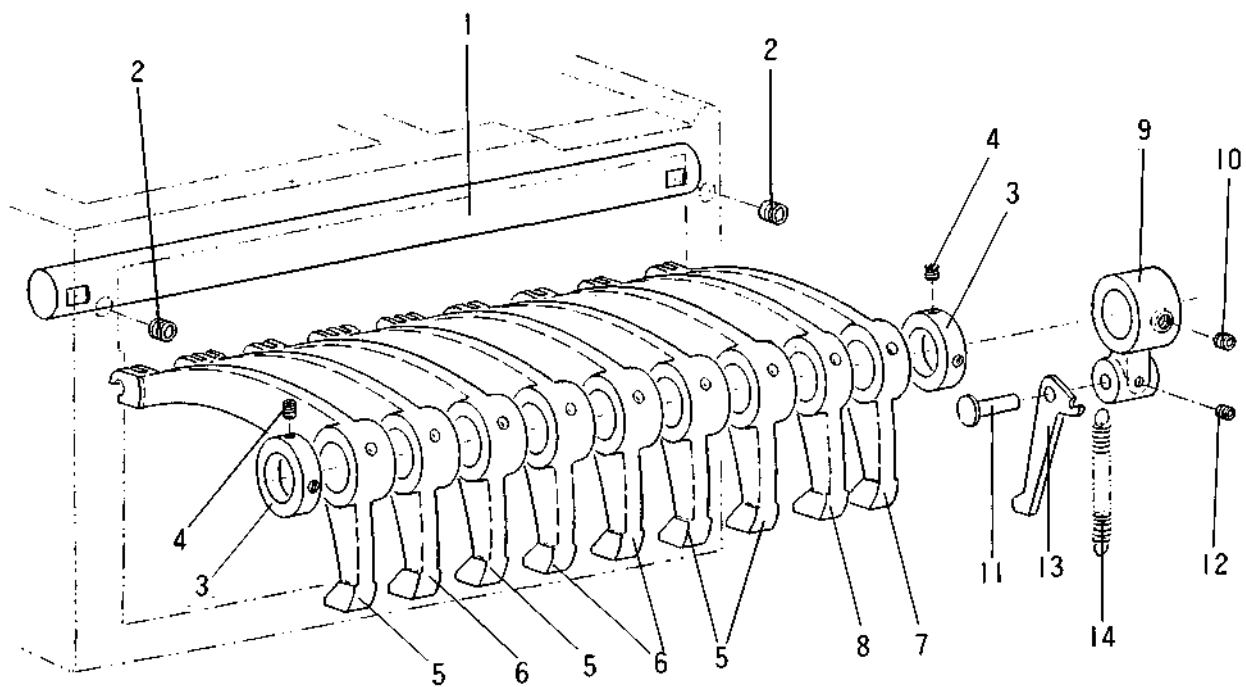
	PARTS	PARTS NAME	QTY	REMARKS
21	EE138	FILTER (LFY-4)	1	
22	ESC0630	CAP BOLT (M6 X 30)	1	
23	EE142	ELBOW (PH4)	1	



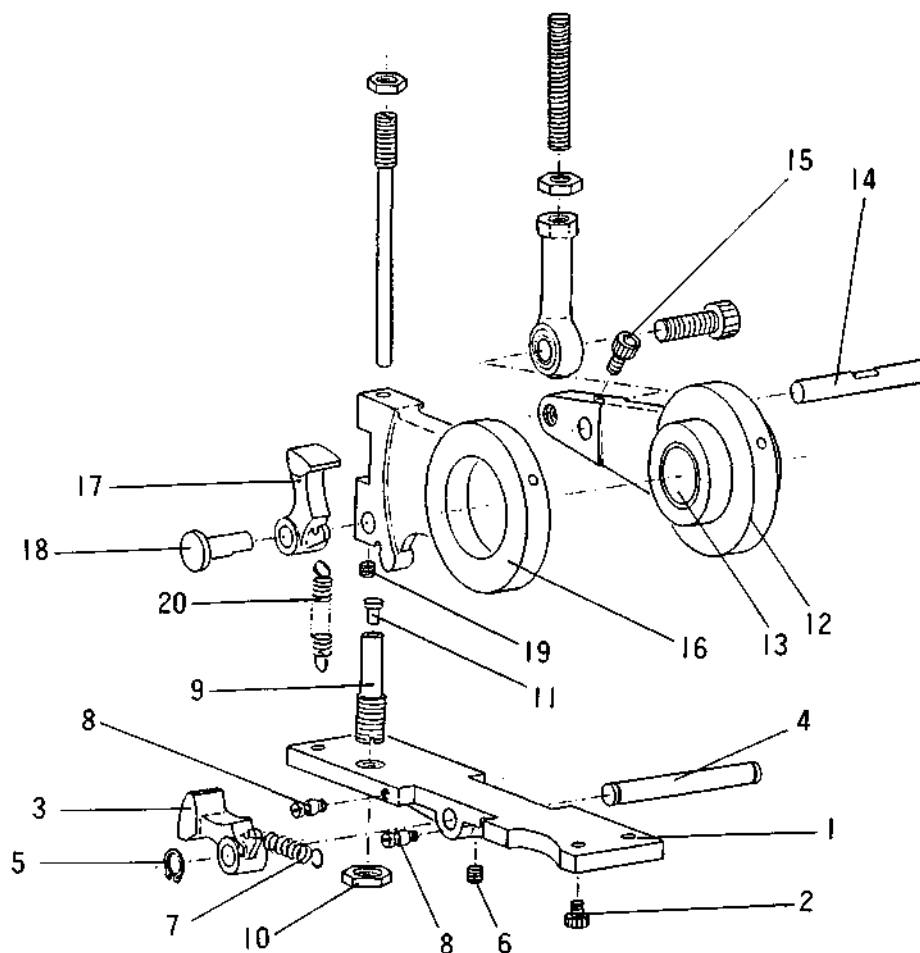
	PARTS	PARTS NAME	QTY	REMARKS
1	GK0005	DRUM SHAFT	1	
2	GK0851	CONTROL DRUM	1	
3	SIS0208	LONG HEAD SCREW	11	
4	SIS0260	LONG HEAD SCREW	2	
5	ELS004	SPRING WASHER (2-M4)	2	
6	SIS0365	BOLT	1	
7	SIS0823	NUT	1	
8	GK0008	DRUM DRIVE GEAR	1	
9	ESC0615	CAP BOLT (M6 X 15)	3	
10	GK0009	DRUM ADVANCING CONTROL WHEEL	1	
11	GK0010	CONTROL WHEEL STOPPER PAML	1	
12	ESC0508	CAP BOLT (M5 X 8)	1	
13	SIS0217	SPRING HANGER SCREW	1	
14	GK1708	SWITCH SET PLATE	1	
15	ESC0510	CAP BOLT (M5 X 10)	2	
16	ELH0512	WASHER (1-M5)	2	
17	HYAT01002	MICRO SWITCH (V3L-5104A)	1	XX0002
18	GXM0044	INSULATING PAPER	1	XX1076
19	ESN0318	ROUND HEAD SCREW (M3 X 18)	2	
20	ELH0306	WASHER	1	



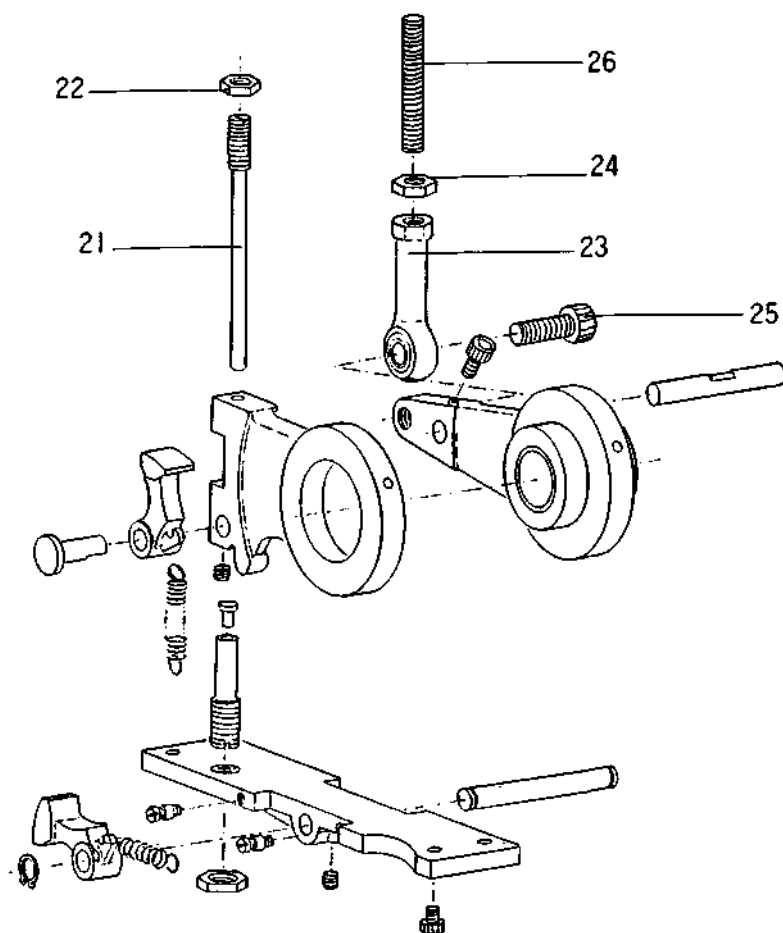
	PARTS	PARTS NAME	QTY	REMARKS
21	EN103	NUT (1-M3)	2	



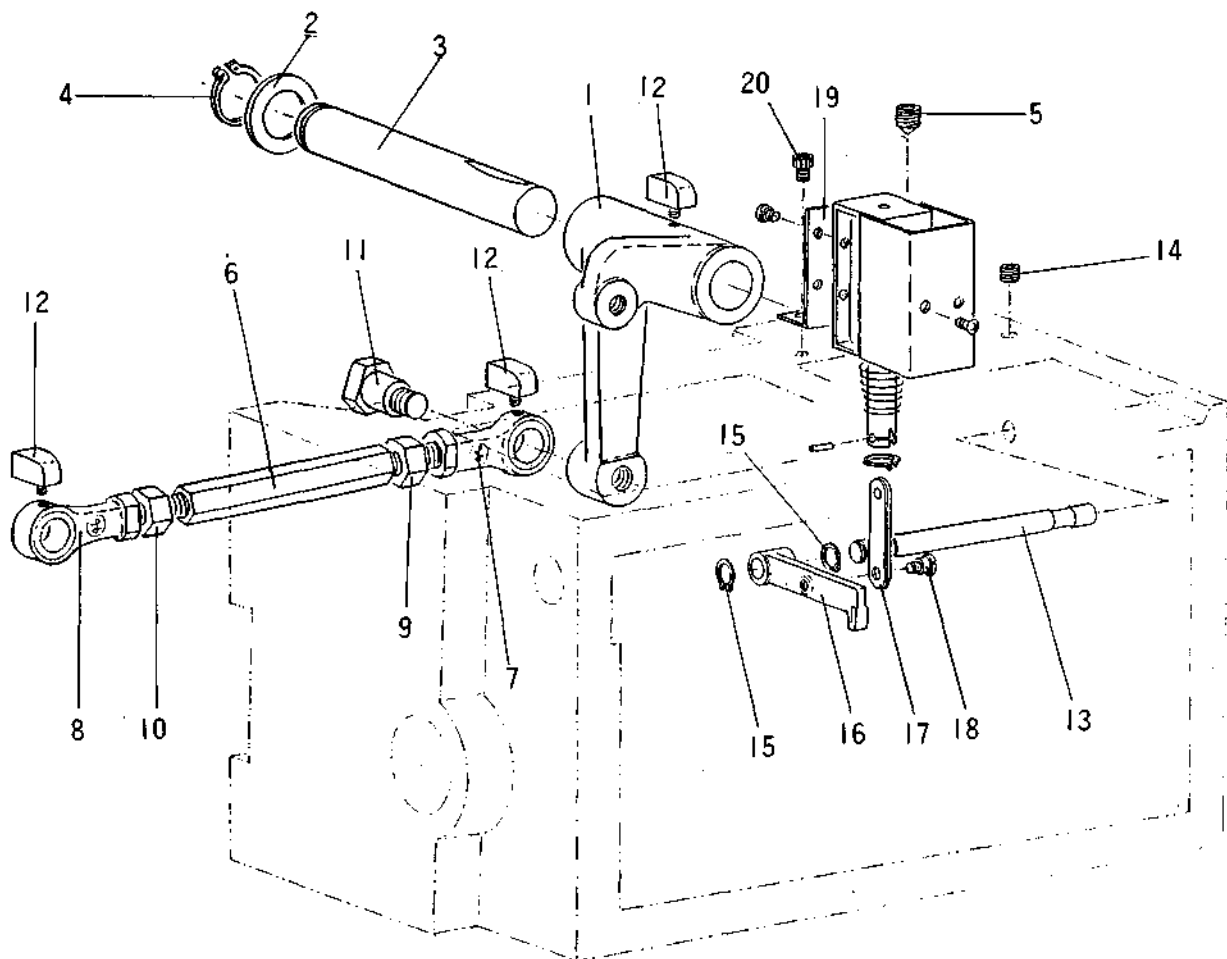
	PARTS	PARTS NAME	QTY	REMARKS
1	GK0033	WIRE LEVER SHAFT	1	
2	ESF0808	SETSCREW (M8 X 8)	2	
3	SIS0543	COLLAR	2	
4	ESF0506	SETSCREW (M5 X 6)	4	
5	GK0034	WIRE LEVER 1 (S-1)	4	
6	GK0035	WIRE LEVER 2 (W)	3	
7	GK0036	WIRE LEVER 3 (S-2)	1	
8	GK0037	WIRE LEVER 4 (S-3)	1	
9	GK1706	CONTROL WHEEL STOPPER BRACKET	1	
10	ESF0606	SETSCREW (M8 X 6)	1	
11	SIS0420	PIN WITH HEAD	1	
12	ESF0506	SETSCREW (M5 X 6)	1	
13	GK0039	DRUM ADVANCING CONTROL WHEEL STOPPER	1	
14	SIS0620	PULL SPRING	1	



	PARTS	PARTS NAME	QTY	REMARKS
1	GK0020	STOPPER PAUL HOLDER	1	
2	ESC0510	CAP BOLT (M5 X 10)	4	
3	GK0111	CONTROL CHAIN STOPPER PAWL	1	
4	GK0021	STOPPER HOLDER PIN	1	
5	ERS080	SNAP RING (S-8)	1	
6	ESF0606	SETSCREW (M6 X 6)	1	
7	SIS0823	PULL SPRING	1	
8	S1S0217	SPRING HANGER SCREW	2	
9	SIS0322	SCREW WITH STOPPER PIN	1	
10	SIS0810	NUT (M10)	1	
11	GC0081	URETHANE STOPPER	1	
12	XGKG067	CONTROL DRUM DRIVE BRACKET (WITH BUSH)	1	
13	EMH2228	BUSH (22 X 25 X 28)	1	
14	GK0012	WHEEL DRIVE PIN	1	
15	ESC0510	CAP BOLT (H5 X 10)	1	
16	GK0013	CONTROL CHAIN ADVANCING PAKL WHEEL	1	
17	GK0014	CONTROL CHAIN ADVANCING	1	
18	S1S0425	PIN WITH HEAD	1	
19	ESF0806	SETSCREW (M6 X 6)	1	
20	SIS6140	PULL SPRING	1	

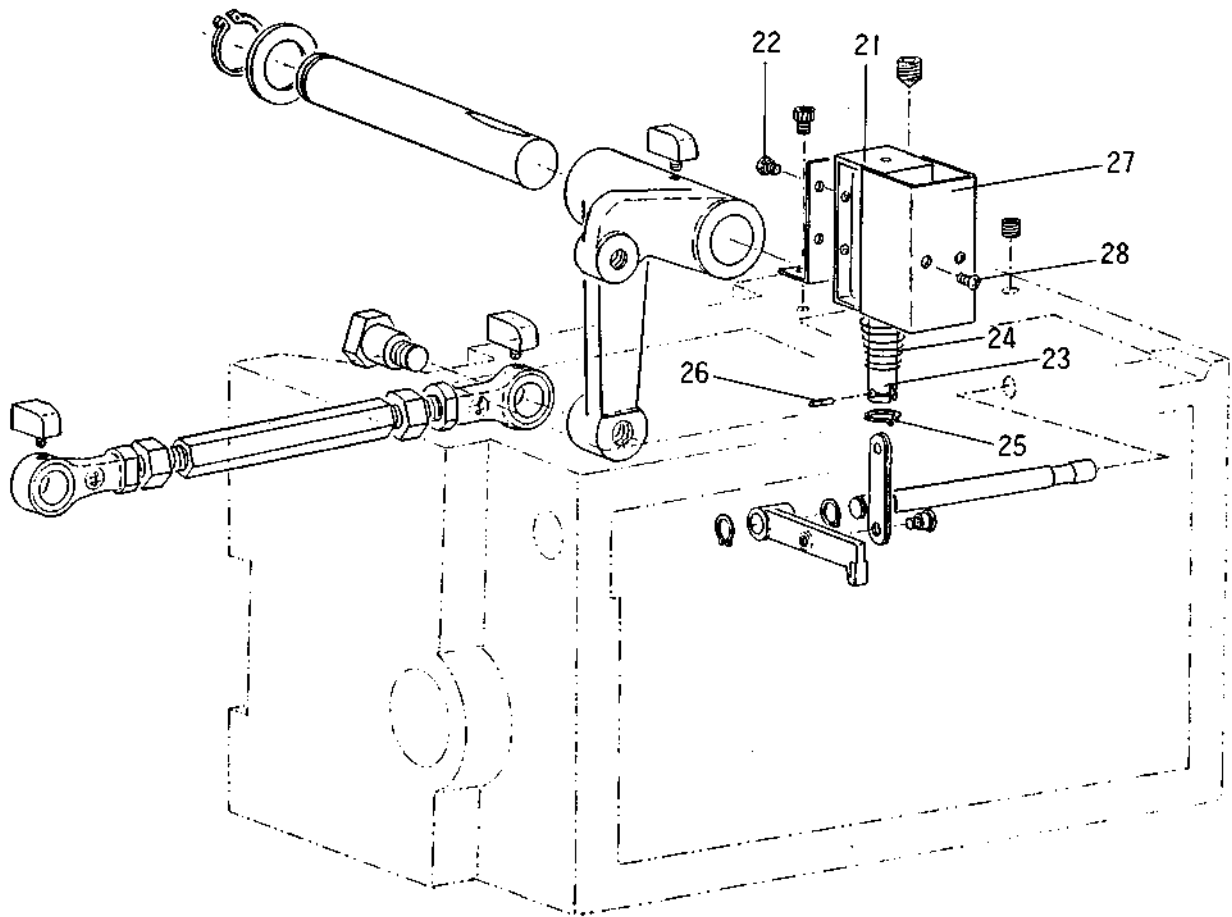


	PARTS	PARTS NAME	QTY	REMARKS
21	SIS0321	STOPPER PIN	1	
22	EN308	NUT (3-M8)	1	
23	EJE0801	ROD END (RBT-8)	2	
24	EN308	NUT (3-M8)	2	
25	ESC0825	CAP BOLT (M8 X 25)	2	
26	SIS0312	CONNECTING SCREW	1	

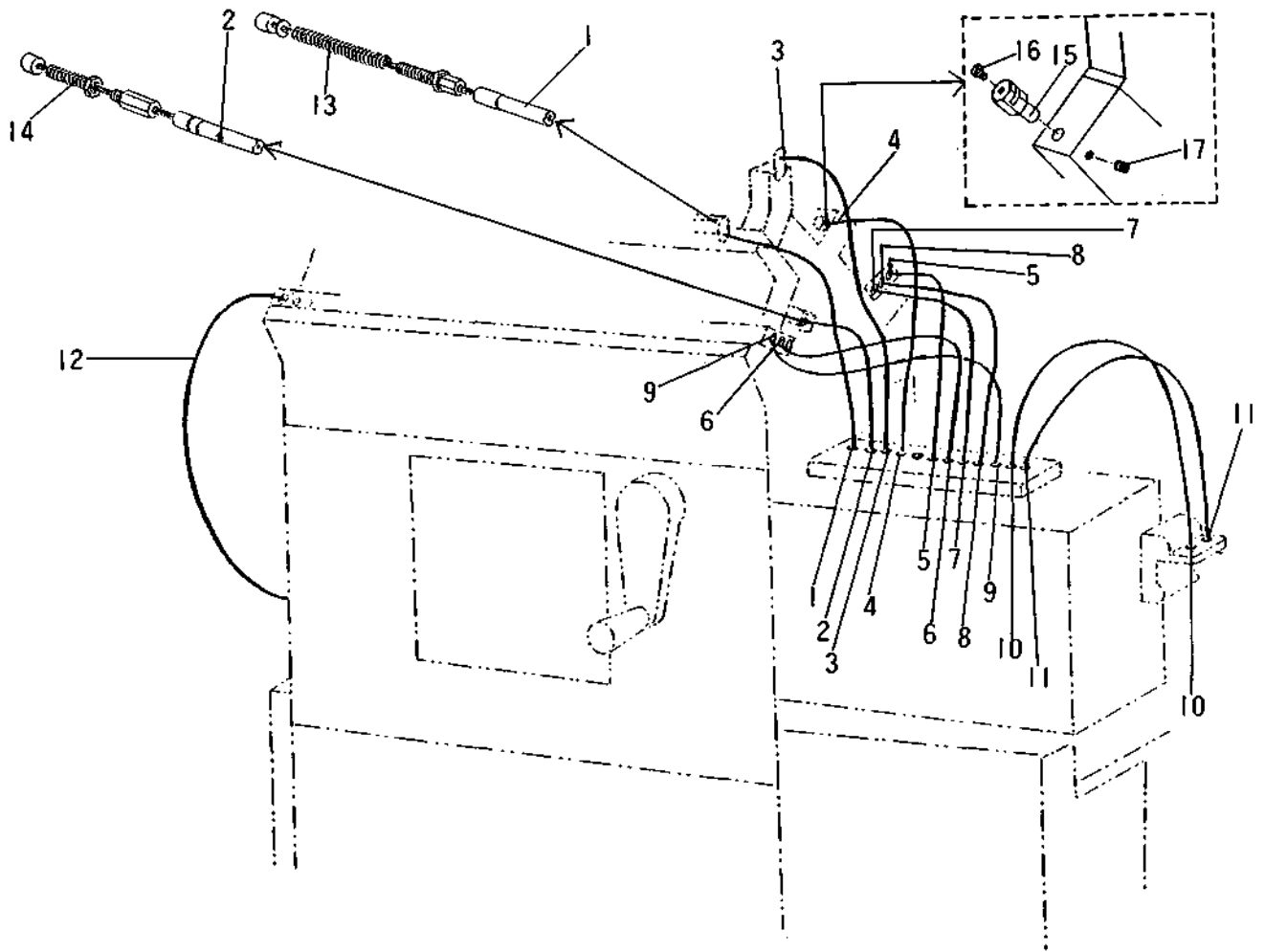


	PARTS	PARTS NAME	QTY	REMARKS
1	GK0023	CONTROL CHAIN DRIVE LEVER	1	
2	SIS0514	WASHER	1	
3	GK0024	CONTROL CHAIN DRIVE LEVER SHAFT	1	
4	ERS200	SNAP RING (S-20)	1	
5	ESF9812	SETSCREW (M8 X 12) (SHARPENED)	1	
6	GK0025	CHAIN DRIVE CONNECTING ROD (A)	1	
7	GK0026	ROD END (RIGHT-HANDED)	1	
8	GK0027	ROD END (LEFT-HANDED)	1	
9	SIS0809	NUT (M10) (RIGHT-HANDED)	1	
10	SIS0824	NUT (M10) (LEFT-HANDED)	1	
11	GK0028	CONTROL CHAIN DRIVE ROD PIN	1	
12	EE139	ELBOM (PH4 H5-4L)	3	
13	GK0029	DRUM CONTROL PANEL SHAFT	1	
14	ESF0610	SETSCREW (M6 X 10)	1	
15	ERS080	SNAP RING (S-8)	2	
16	GK1705	DRUM ADVANCING CONTROL PAWL	1	
17	SIS0903	LINK	2	
18	SIS0114	STEPPED SCREW	1	
19	GK0089	SOLENOID SET PLATE	1	
20	ESC0508	CAP BOLT (M5 X 8)	2	



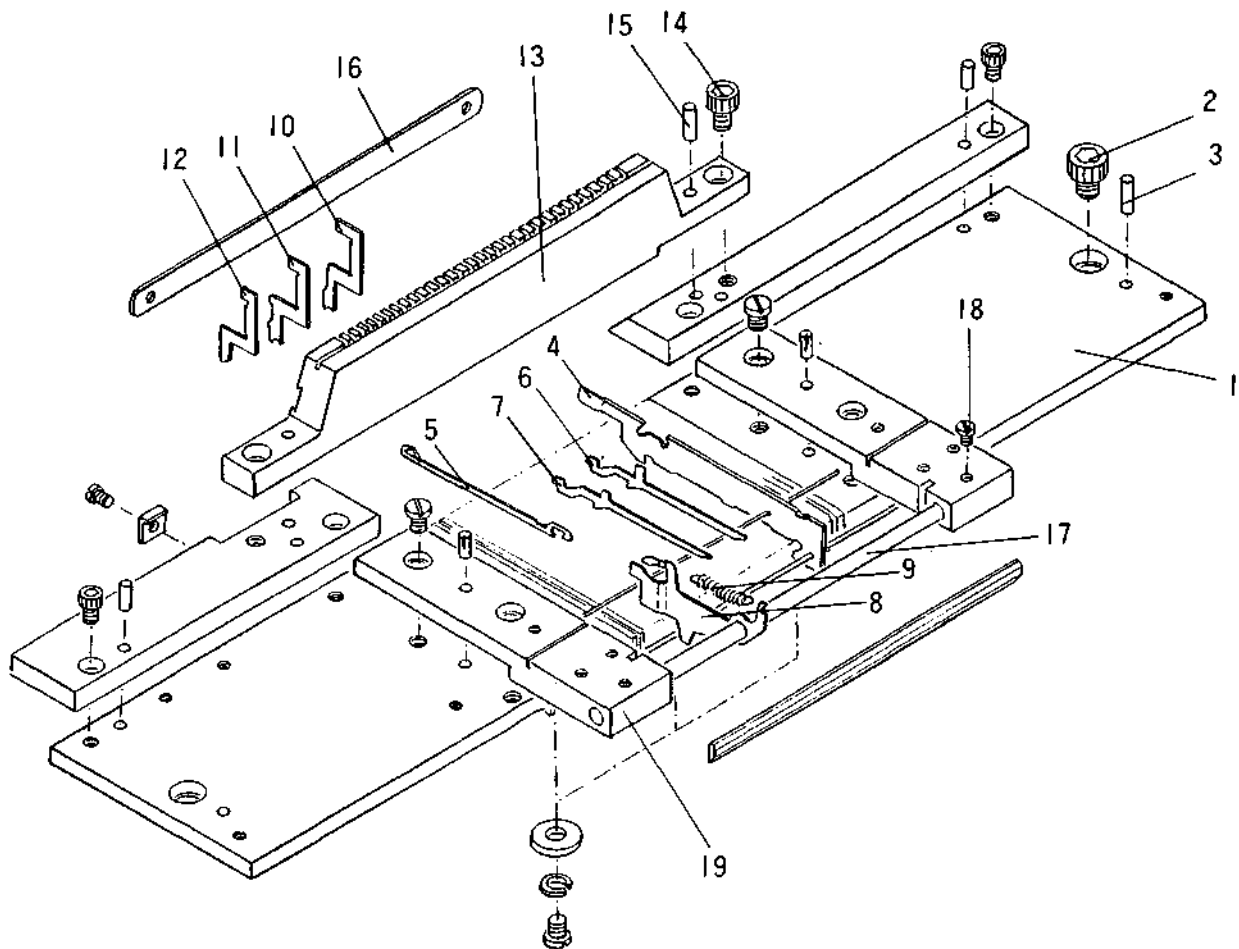


	PARTS	PARTS NAME	QTY	REMARKS
21	HXL4300	SOLENOID (MDU-5K1)	1	XX0252
21	GX1722	SOLENOID ASSY. (5K1) FOR COUNTING	1	ASSY.
22	ESNS0406	ROUND HEAD SCREW (M4 X 6)	4	
23	DXL4102	PLUNGER (5K)	1	XX0264
24	SIS6252	TAPER SPRING	1	
25	ERS110	SNAP RING (S-11)	1	
26	SIS4254	STRAIGHT PIN	1	
27	GK1711	SOLENOID COVER	1	
28	ESN0405	ROUND HEAD SCREW (M4 X 5)	2	



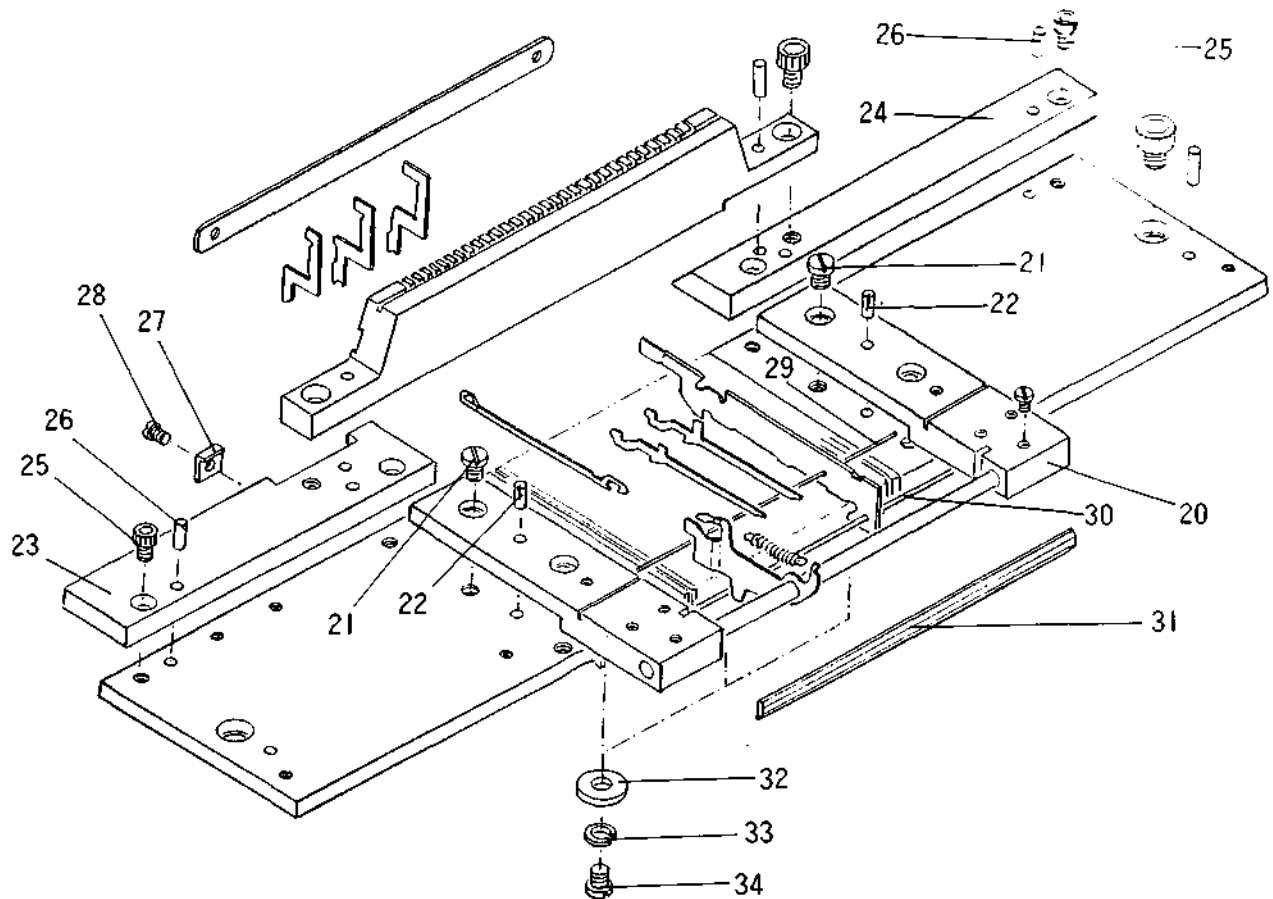
	PARTS	PARTS NAME	QTY	REMARKS
1	GK0079	WIRE (SS-32)	1	
2	GK0078	WIRE (SS-31)	1	
3	GKD077	WIRE (SS-30)	1	
4	GK0558	WIRE (SS-29)	1	
5	GK0071	WIRE (SS-24)	1	
6	GK0074	WIRE (SS-27)	1	
7	GK0073	WIRE (SS-26)	1	
8	GK0071	WIRE (SS-24)	1	
9	GK0072	WIRE (SS-25)	1	
10	GK0069	WIRE (SS-22)	1	
11	GK0068	WIRE (SS-21)	1	
12	GB0111	WIRE (SS-33)	1	
13	SIS6305	PUSH SPRING	1	
14	SIS6304	PUSH SPRING	1	
15	GB0565	WIRE HOLDER	1	
16	SIS0002	FLAT HEAD SCREW	1	
17	ESF0510	SETSCREW (M5 X 10)	1	

# Front Needle Bed



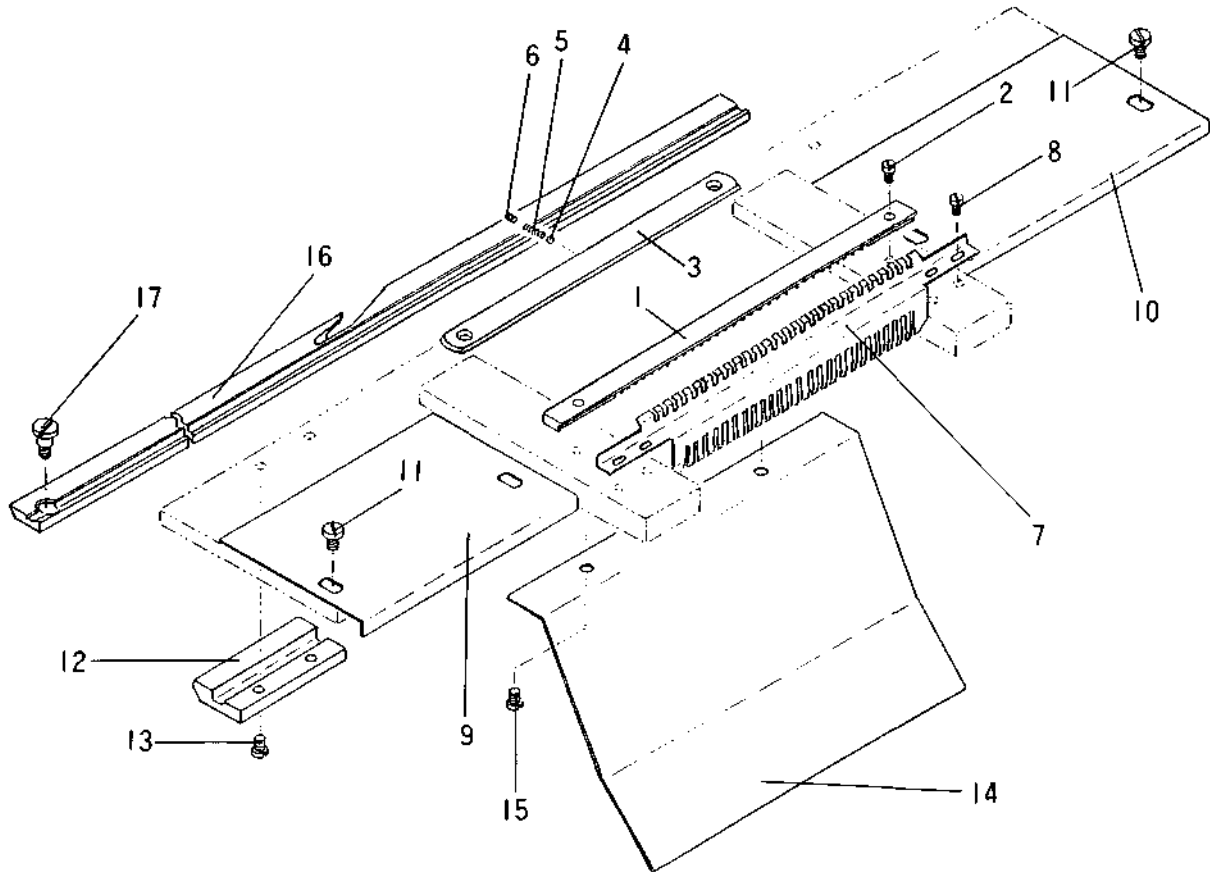
	PARIS	PARTS NAME	QTY	REMARKS
1	GN0001	NEEDLE BED (F)	1	
2	ESC0815	CAP BOLT (M8 X 15)	2	
3	EPTN119	TAPER PIN (NO.1 X 19)	2	
4	GN0003	NEEDLE PLATE (7G)	43	*
5	GN0013	NEEDLE (7G) (ORGAN)	42	*
5	GN00131	NEEDLE (7G) (GROZ)	42	*
6	GN0015	JACK (H) 7G	28	t
7	GN0016	JACK (L)	14	*
8	GN0017	CONTROL JACK	42	*
9	SIS0603	PULL SPRING	42	*
10	GN0022	SINKER (H)	15	*
11	GN0023	SINKER (L)	27	*
12	GN0046	SINKER (F.L)	1	*
13	GN0564	SINKER BED (F)	1	
14	ESC0612	CAP BOLT (M6 X 12)	2	
15	EPTN113	TAPER PIN (NO.1 X 13)	2	
16	GN0025	SINKER PRESSING PLATE	1	
17	GN8018	JACK HOLDER ROD	1	
18	SIS0002	FLAT HEAD SCREW	2	
19	GN0020	CONTROL JACK BRACKET (L)	1	

# Front Needle Bed



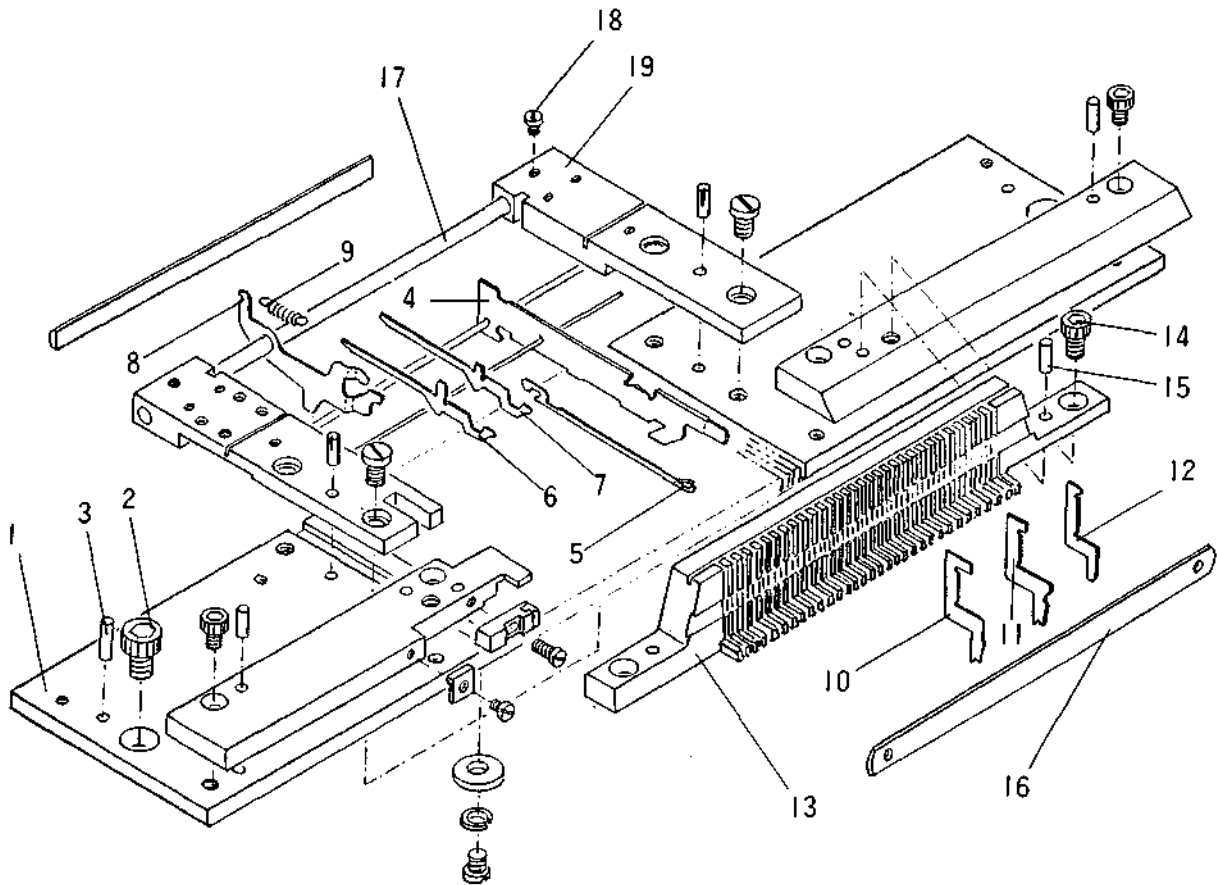
	PARTS	PARTS NAME	QTY	REMARKS
20	GN0021	CONTROL JACK BRACKET	1	
21	S1S0024	FLAT HEAD SCREW	4	
22	EP14013	FASTENER PIN (B 4.0 X 13)	2	
23	GN0026	SINKER BED SET PLATE (FL)	1	
24	GN0563	SINKER BED SET PLATE (FR)	1	
25	ESC0510	CAP BOLT (M5 X 10)	4	
26	EPTN113	TAPER PIN (N0.1 X 13)	4	
27	GN0033	STITCH HOLDER GUIDE	1	
28	S1S0002	FLAT HEAD SCREW	1	
29	GN0051	NEEDLE PLATE HIRE	1	
30	GN0007	JACK KEEP ROD	1	
31	GN0009	PLATING WEDGE	1	
32	S1S0507	WASHER	3	
33	ELS06	SPRING WASHER (2-M6)	3	
34	S1S0024	FLAT HEAD SCREW	3	

# Front Needle Bed



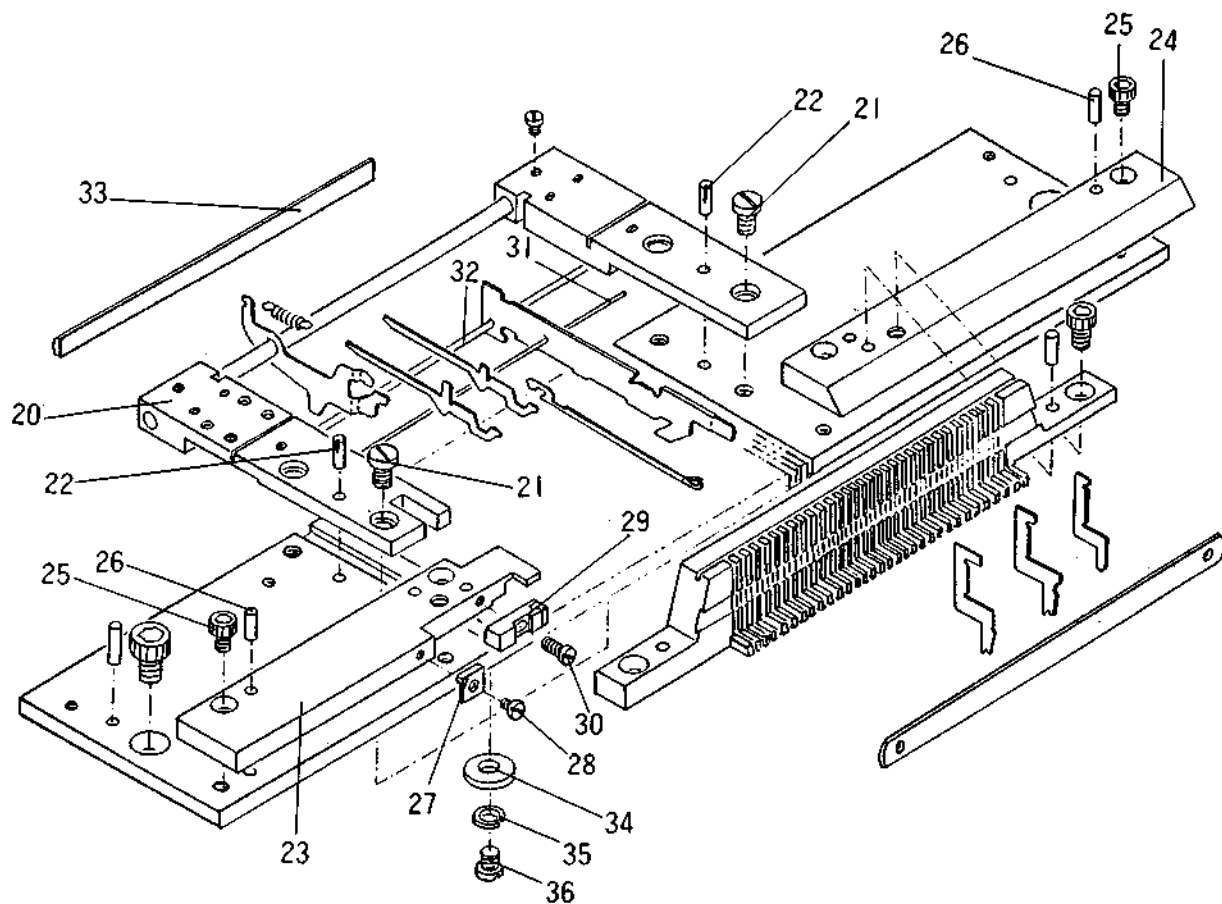
	PARTS	PARTS NAME	QTY	REMARKS
1	GN0006	NEEDLE SPACER	1	*
2	SIS0002	FLAT HEAD SCREW	2	
3	GN0012	NEEDLE PRESSING PLATE	1	
4	EQS009	STEEL BALL (H2.5)	1	
5	SIS6387	PUSH SPRING	1	
6	ESF0304	SETSCREW (M3 X 4)	1	
7	GN0019	CONTROL JACK HOLDER	1	*
8	SIS0002	FLAT HEAD SCREW	2	
9	GN0036	NEEDLE BED COVER (L)	1	
10	GN0037	NEEDLE BED COVER (R)	1	
11	SIS0010	FLAT HEAD SCREW	4	
12	GN0032	STITCH HOLDER SUPPORT	2	
13	SIS0068	FLAT HEAD SCREW	4	
14	GN0034	GLOVE GUIDE (F)	1	
15	SIS0068	FLAT HEAD SCREW	2	
16	GN0030	STITCH HOLDER (F)	1	*
17	SIS1113	STEPPED SCREW	1	

# Back Needle Bed



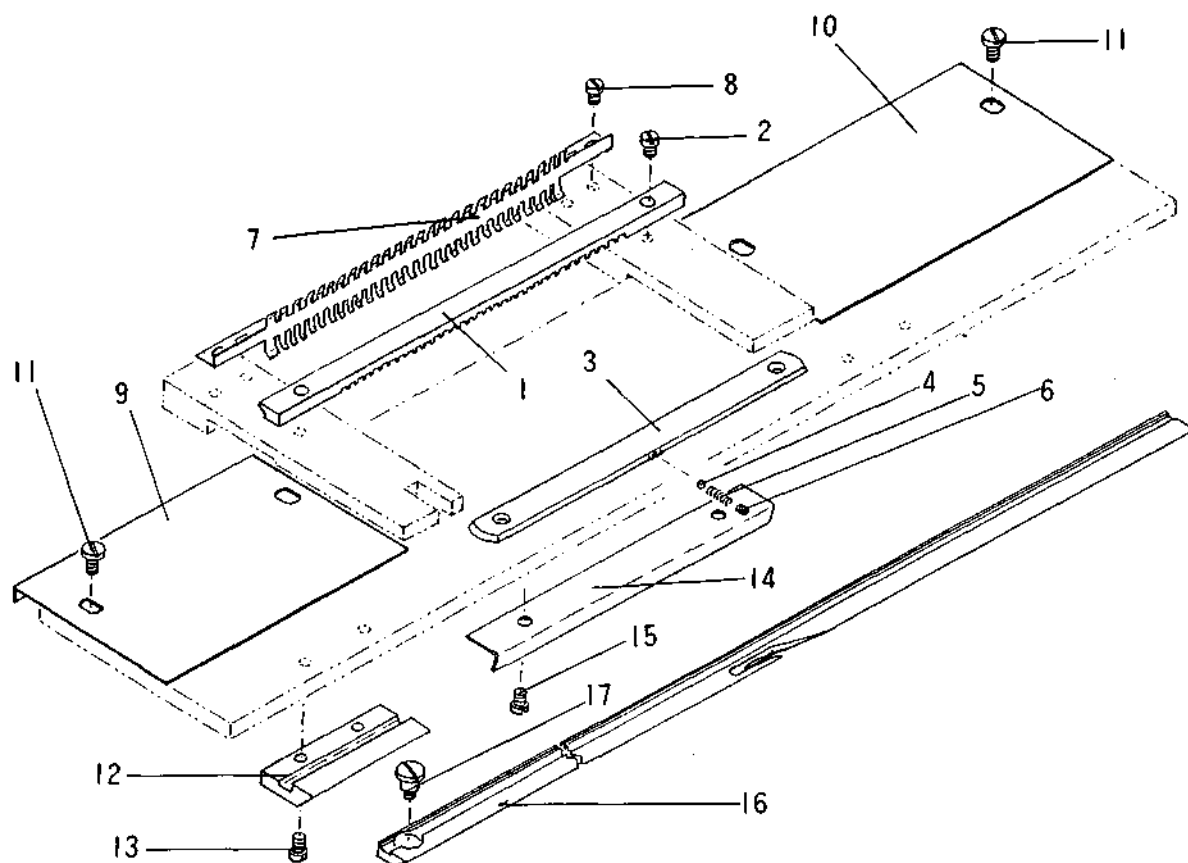
	PARTS	PARTS NAME	QTY	REMARKS
1	GN1730	NEEDLE BED (B)	1	
2	ESC0815	CAP BOLT (M8 X 15)	2	
3	EPTN119	TAPER PIN (N0.1 X 19)	2	
4	GN0003	NEEDLE PLATE (7G)	43	*
5	GN0013	NEEDLE (7G) (ORGAN)	42	*
5	GN00131	NEEDLE (7G) (GROZ)	42	*
6	GN0015	JACK (H) 7G	28	*
7	GN0016	JACK (L)	14	*
8	GN0017	CONTROL JACK	4Z	t
9	SIS0603	PULL SPRING	4Z	*
10	GN0022	SINKER (H)	15	t
11	GN0023	SINKER (L)	27	t
12	GN0049	SINKER (B-RX7G)	1	*
13	GN0566	SINKER BED (B) 7MC	1	
14	ESC0612	CAP BOLT (M6 X 12)	2	
15	EPTN113	TAPER PIN (NO.1 X 13)	2	
16	GN0025	SINKER PRESSING PLATE	1	
17	GN0018	JACK HOLDER ROD	1	
18	SIS0002	FLAT HEAD SCREW	1	
19	GN0020	CONTROL JACK BRACKET (L)	1	

## Back Needle Bed



	PARTS	PARTS NAME	QTY REMARKS
20	GN1708	CONTROL JACK BRACKET (BL)	1
21	SIS0024	FLAT HEAD SCREW	4
22	EP14013	FASTENER PIN (B 4.0 X 13)	2
23	GN1717	SINKER BED SET PLATE	1
24	GN0029	SINKER BED SET PLATE (B.R)	1
25	ESC0510	CAP BOLT (M5 X 10)	4
26	EPTN113	TAPER PIN (NO.1 X 13)	4
27	GN0033	STITCH HOLDER GUIDE	1
28	SIS0002	FLAT HEAD SCREW	1
29	GN1750	CUTTER SET PLATE	1
30	SIS0070	FLAT HEAD SCREW	1
31	GN0051	NEEDLE PLATE WIRE	1
32	GN0007	JACK KEEP ROD	1
33	GN0009	PLATING WEDGE	1
34	SIS0507	WASHER	3
35	ELS06	SPRING WASHER (2-M6)	3
36	SIS0024	FLAT HEAD SCREW	3

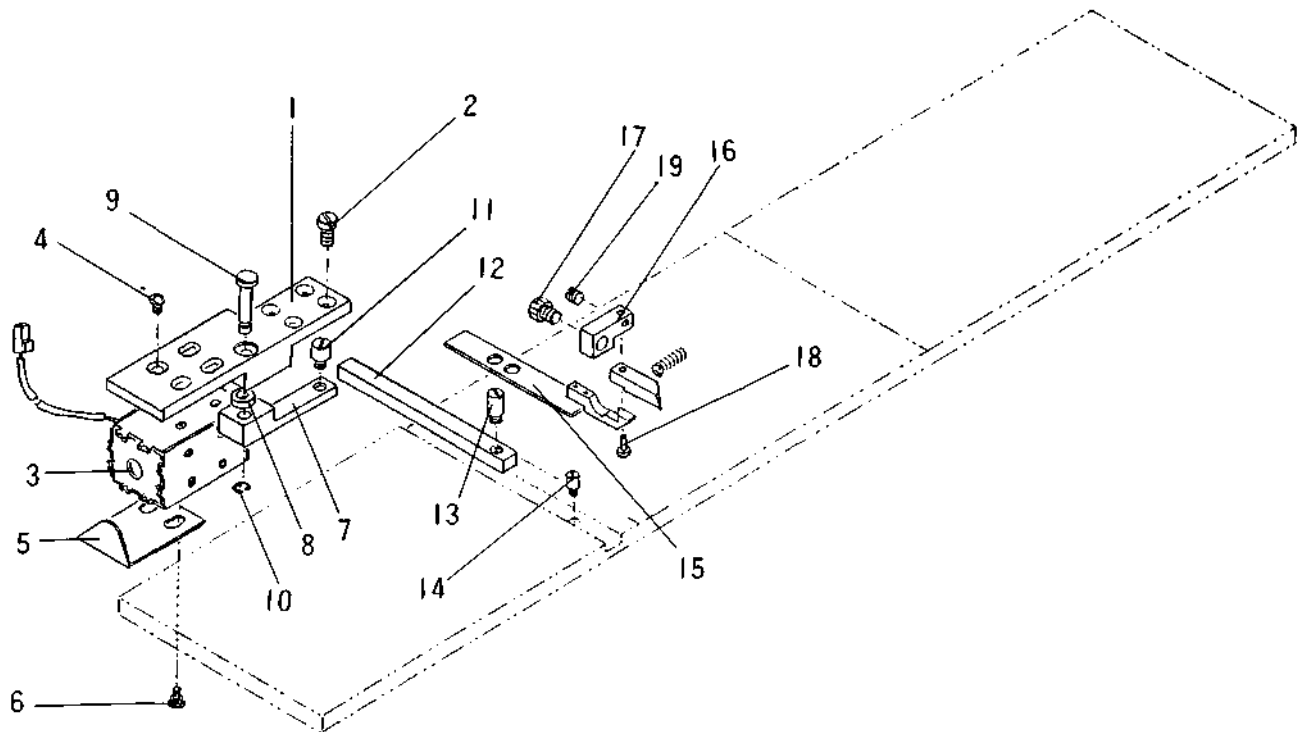
# Back Needle Bed



	PARTS	PARTS NAME	QTY	REMARKS
1	GN0006	NEEDLE SPACER	1	*
2	SIS0002	FLAT HEAD SCREW	2	
3	GN0012	NEEDLE PRESSING PLATE	1	
4	EQS009	STEEL BALL (M2. 5)	1	
5	SIS6387	PUSH SPRING	1	
6	ESF0304	SETSCREW (M3 X 4)	1	
7	GN0019	CONTROL JACK HOLDER	1	
8	SIS0002	FLAT HEAD SCREW	2	
9	GN0036	NEEDLE BED COVER (L)	1	
10	GN0037	NEEDLE BED COVER (R)	1	
11	SIS0010	FLAT HEAD SCREW	4	
12	GN0032	STITCH HOLDER SUPPORT	2	
13	SIS0068	FLAT HEAD SCREW	4	
14	GN0035	GLOVE GUIDE (8)	1	
15	SIS0068	FLAT HEAD SCREW	2	
16	GN0031	STITCH HOLDER (B)	1	*
17	SIS1113	STEPPED SCREW	1	

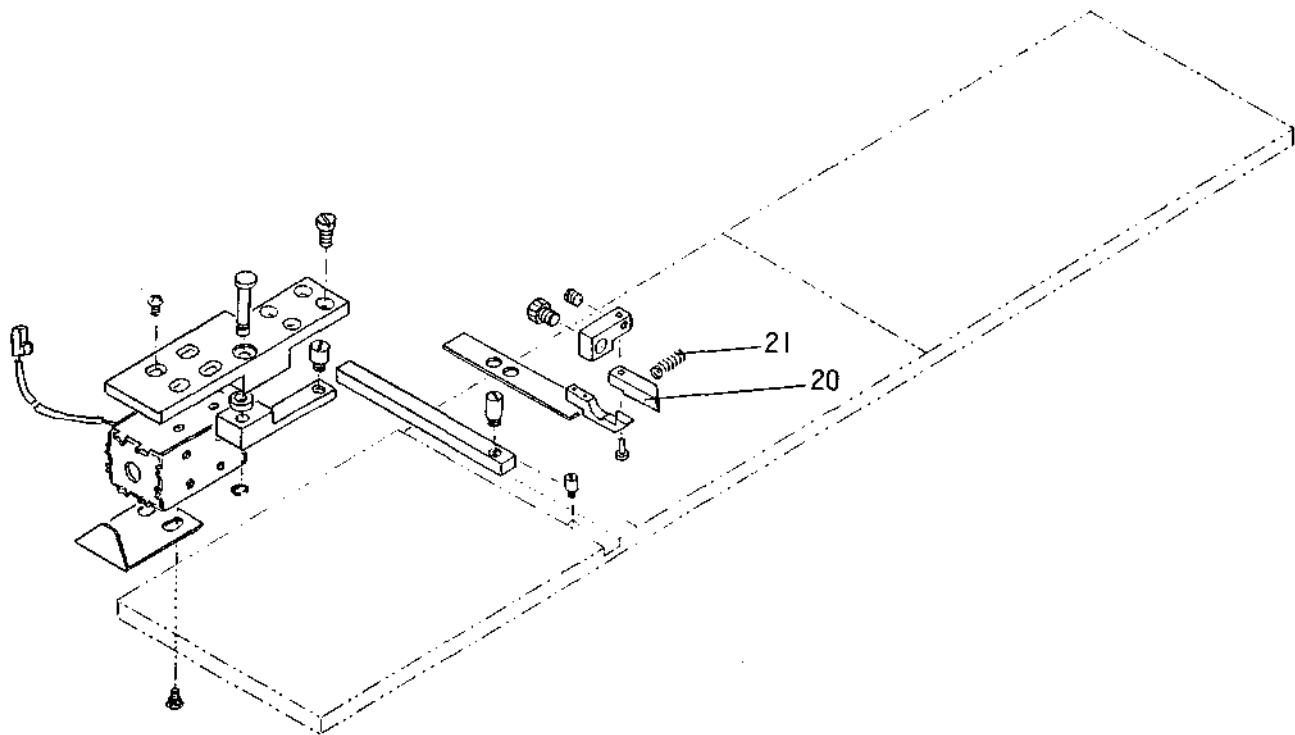


# Back Needle Bed

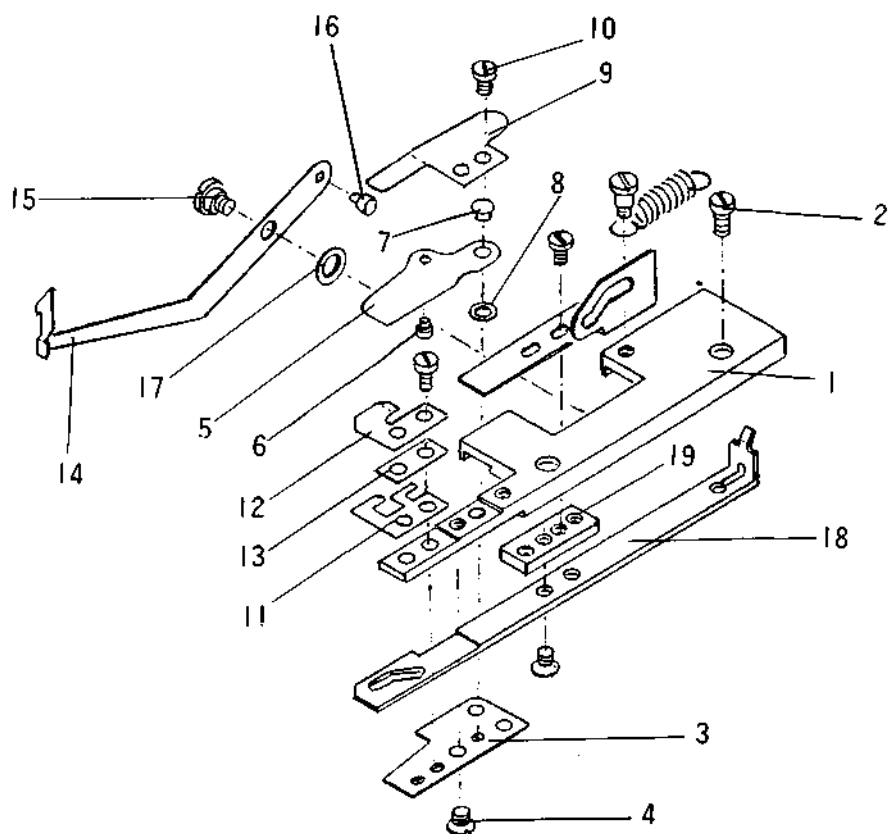


	PARTS	PARTS NAME	QTY REMARKS
1	GN1701	SOLENOID SET PLATE	1
2	SIS0068	FLAT HEAD SCREW	4
3	GX1720	KEEP SOLENOID FOR ELASTIC	1
4	ESN0304	ROUND HEAD SCREW (M3 X 4)	4
5	NC0233	PLUNGER STOPPER	1
6	ESHS0305	HEXAGON BOLT (H3 X 5)	2
7	GN1702	CUTTER DRIVE LEVER	1
8	SIS0501	WASHER	1
9	SIS4132	PIN NITH HEAD	1
10	ERE030	E-RING (E-3)	1
11	SIS0208	LONG HEAD SCREW	1
12	GN1707	CUTTER SLIDE PLATE	1
13	SIS0286	LONG HEAD SCREW	1
14	SIS02fll	LONG HEAD SCREW	1
15	XGNG011	ELASTIC YARN CUTTER (5-7G)	1
15	XGNG012	ELASTIC YARN CUTTER (10-13G)	1
IB	GN1746	FIXED CUTTER HOLDER	1
17	ESC0308	CAP BOLT (M3 X 8)	1
18	GN1747	PIN FOR FIXED CUTTER	1
13	SIS0370	PUSH SCREW	1

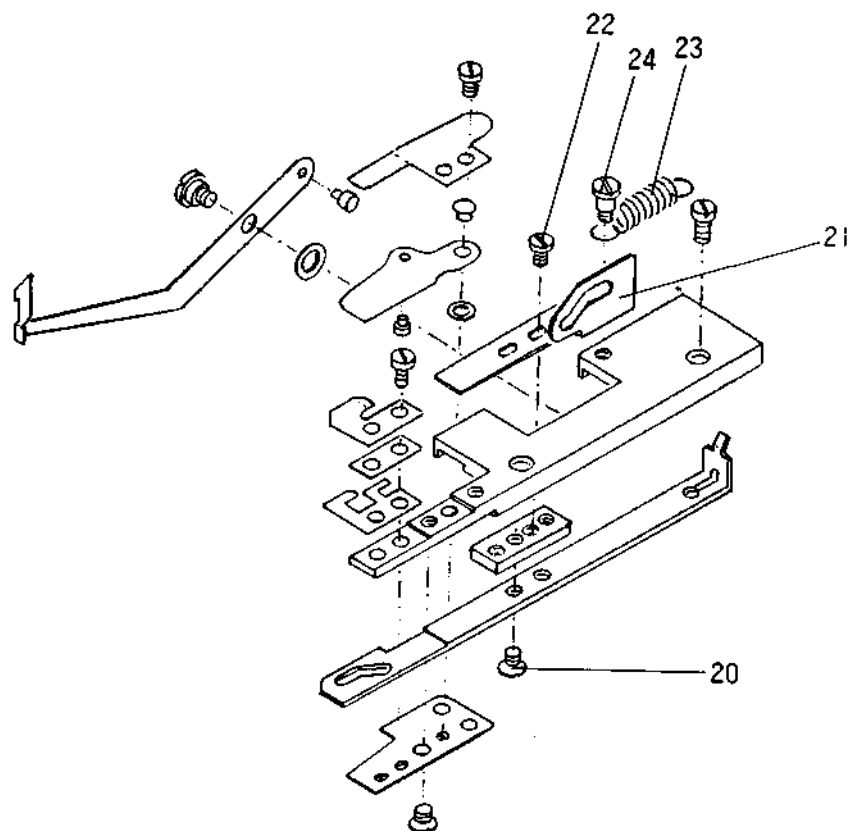
Back Needle Bed



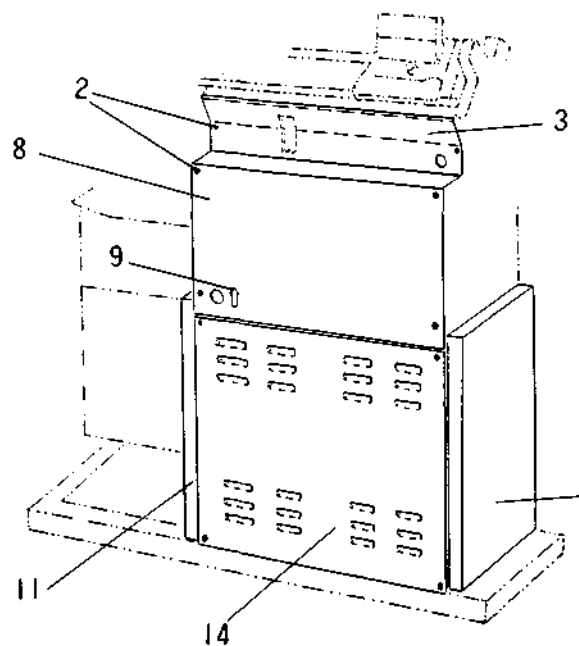
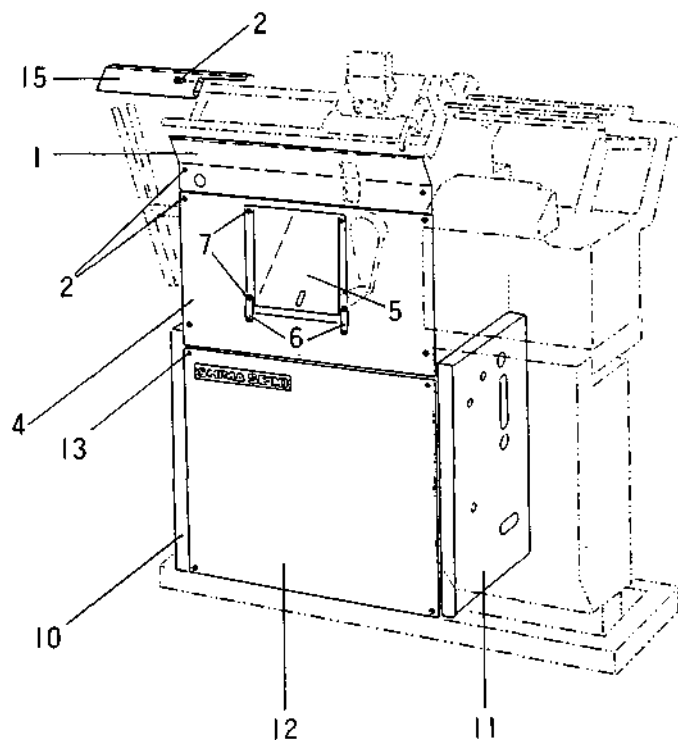
	PARTS	PARTS NAME	QTY	REMARKS
20	GN1704	ELASTIC YARN CUTTER (FIXED)	1	
21	SIS6321	PUSH SPRING	1	



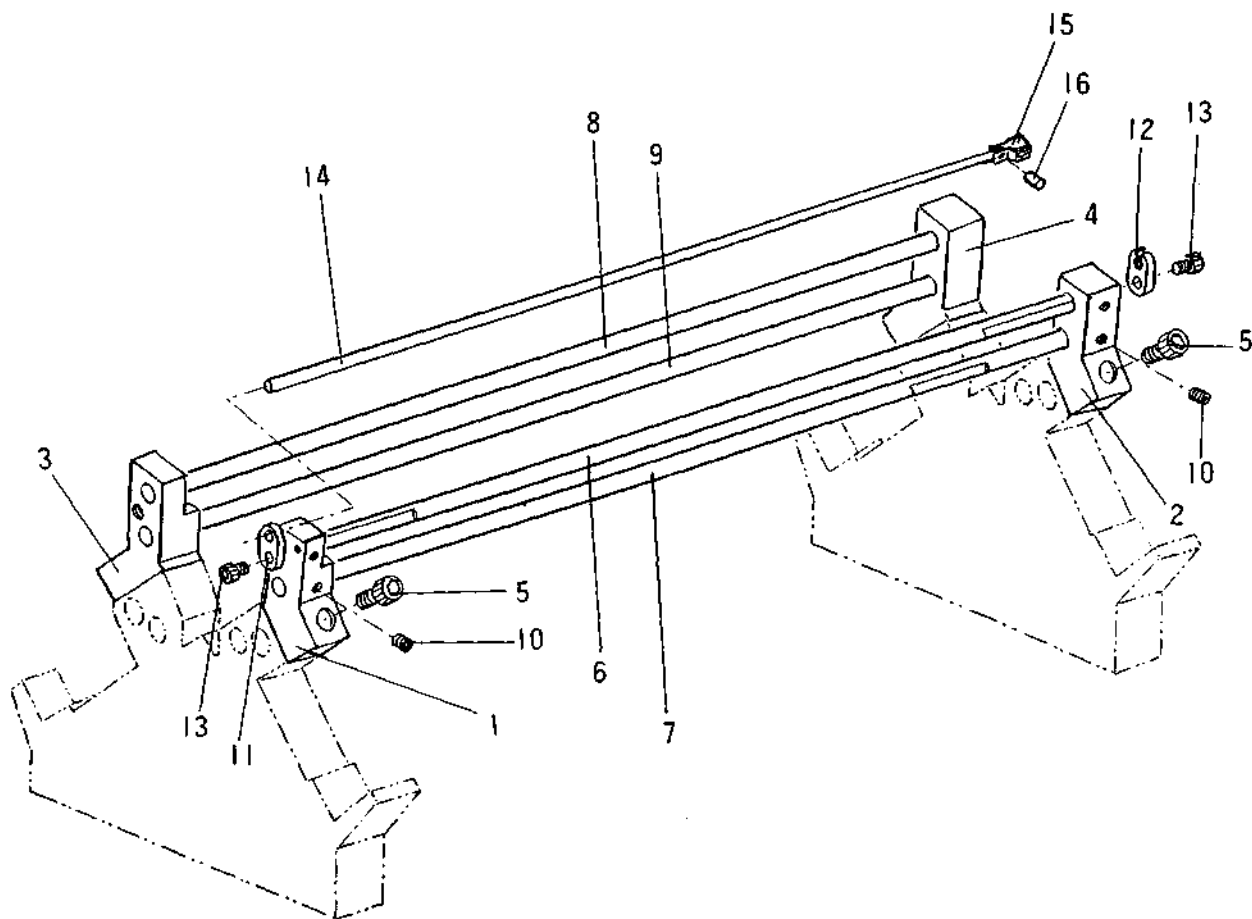
	PARTS	PARTS NAME	QTY	REMARKS
1	GN0551	SECONDARY YARN CUTTER BASE	1	
2	SIS0068	FLAT HEAD SCREW	2	
3	GN0552	CUTTER (FIXED) FOR SECONDARY YARN	1	
4	SIS0019	FLUSH HEAD SCREW	2	
5	XGNG015	CUTTER (ACTIVE) FOR SECONDARY YARN	1	
6	SIS0429	CAULKING PIN	1	
7	GN0554	PIN FOR SECONDARY YARN	1	
8	SIS5208	HASHER	1	
9	GN0555	SECONDARY YARN CUTTER PRESSING PLATE	1	
10	SIS0003	FLAT HEAD SCREW	1	
11	GN0556	SECONDARY YARN PRESSER (A)	1	
12	GN1756	YARN GUIDE PLATE	1	
13	GN1757	YARN GUIDE SPACER	1	
14	XGNG016	ELASTIC YARN LOOPER (WITH PIN) (7G)	1	*
14	XGNGD17	ELASTIC YARN LOOPER (WITH PINX10G)	1	
15	SIS0112	STEPPED SCREW	1	
16	SIS4106	CAULKING PIN	1	
17	SIS0549	WASHER	1	
18	GN0560	SECONDARY YARN CUTTER SLIDING PLATE	1	
19	GN0561	SLIDING PLATE SPACER	1	



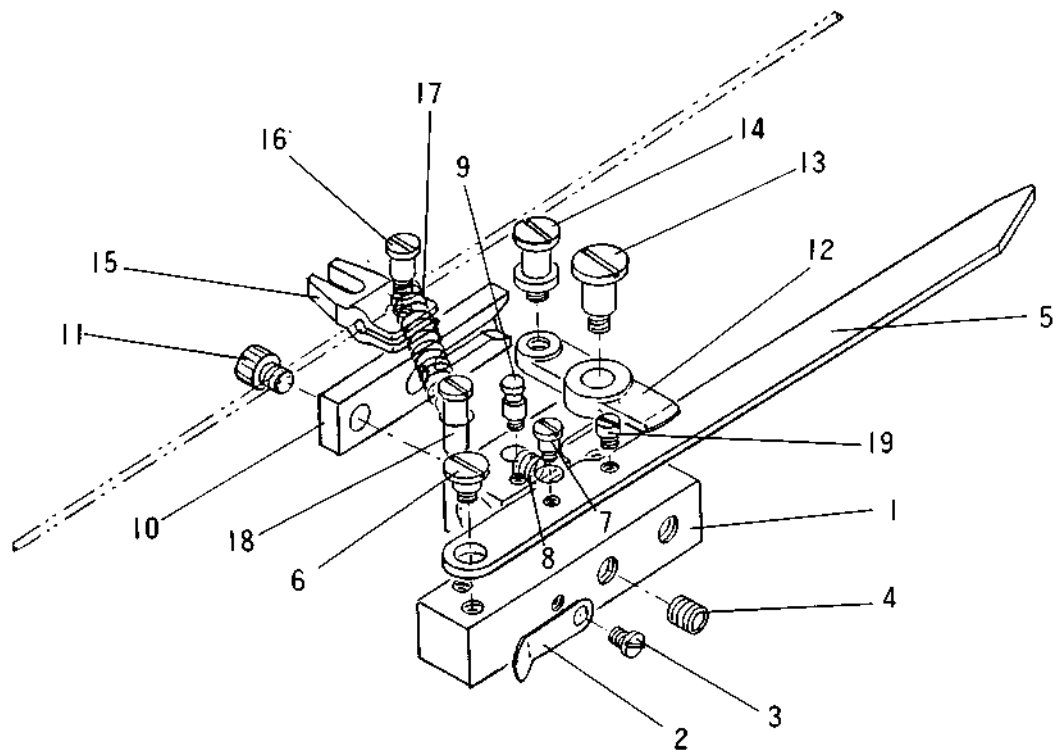
	PARTS	PARTS NAME	QTY	REMARKS
20	SIS0019	FLUSH HEAD SCREW	2	
21	GN1081	SECONDARY YARN LOOPER DRIVE CAM	1	
22	SIS0003	FLAT HEAD SCREW	2	
23	SIS6113	PULL SPRING	1	
24	SIS0104	STEPPED SCREW	1	



	PARTS	PARTS NAME	QTY	REMARKS
1	GP0001	CARRIAGE RAIL BRACKET COVER (F)	1	
2	ESN0506	ROUND HEAD SCREH (M5 X 6)	23	
3	GP0002	CARRIAGE RAIL BRACKET COVER (B)	1	
4	GP0003	MAIN FRONT COVER	1	
5	GP0004	GLOVE GUIDE PANEL	1	
6	GP0005	BASKET HANGER	2	
7	ESI0508	TAPPING SCREW (M5 X 8)	4	
8	GP0007	HAIN REAR COVER	1	
9	TA0009	ARRON	1	
10	GP1701	STAND COVER (L)	1	
11	GP1702	STAND COVER (R)	1	
12	GP0011	FRONT STAND COVER	1	
13	ESS0520	FLUSH HEAD SCREW (H5 X 20)	4	
14	GP0153	REAR STAND COVER	1	
15	GB0140	COVER FOR STITCH HOLDER	1	



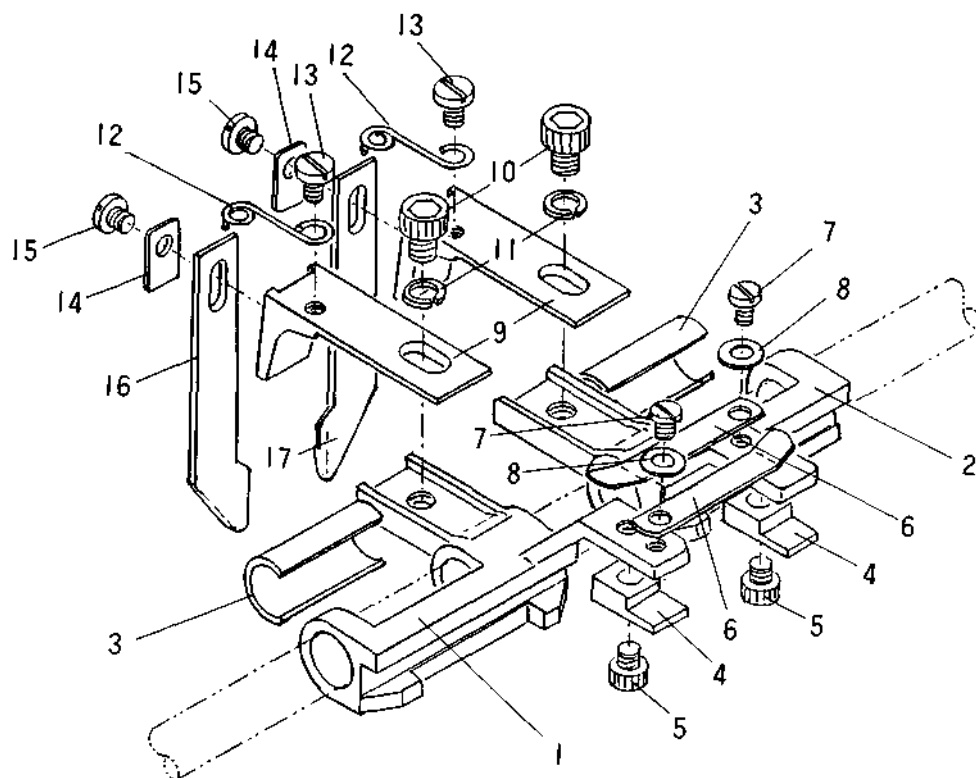
	PARTS	PARTS NAME	QTY	REMARKS
1	GT1713	CARRIER CONTROL BRACKET (F-L)	1	
2	GT1714	CARRIER CONTROL	1	
3	GT1760	CARRIER CONTROL	1	
4	GT1761	CARRIER CONTROL	1	
5	ESC0820	CAP BOLT (M8 X 20)	4	
6	GT1772	CARRIER RAIL (PRINCIPAL)	1	
7	GT1773	CARRIER RAIL (X)	1	
8	GT1774	CARRIER RAIL (ELASTIC YARN)	1	
9	GT1775	CARRIER RAIL (COLOR YARN)	1	
10	ESF0608	SETSCREH (M6 X 8)	8	
11	GT1767	ROD HOLDER (L)	1	
12	GT1759	CONTROL WIRE TERMINAL	1	
13	ESC0408	CAP BOLT (M4 X 8)	2	
14	GT1780	PRINCIPAL YARN CONTROL ROD	1	
15	GT0063	WIRE JOINT	1	
16	SIS4125	CAULKING PIN	1	



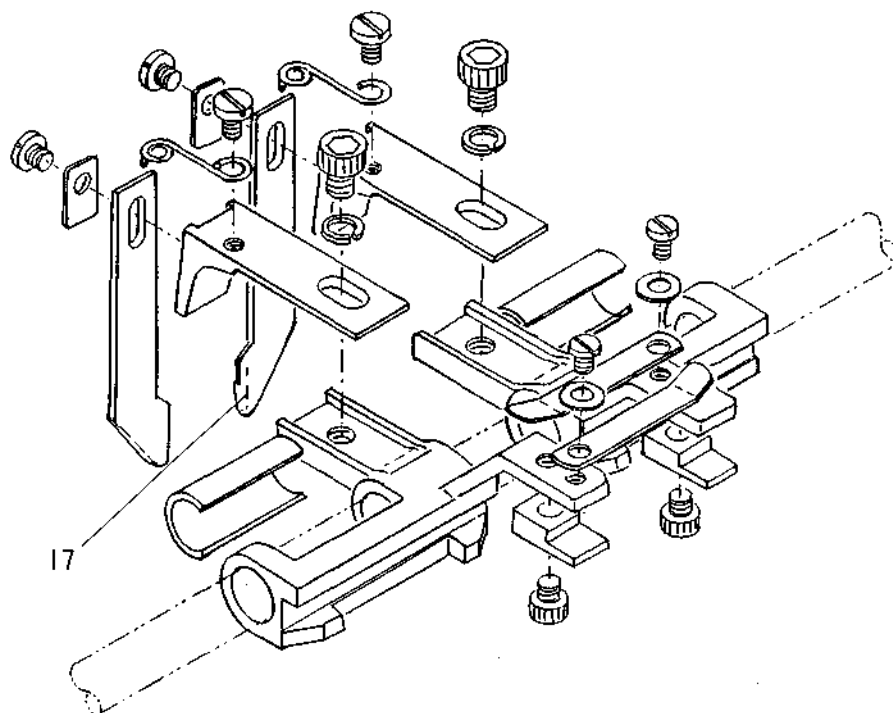
	PARTS	PARTS NAME	QTY REMARKS
1	GT1737	CONTROL LEVER BRACKET (L)	1
2	SIS6294	PLATE SPRING	1
3	SIS0003	FLAT HEAD SCREW	1
4	ESF0510	SETSCREW M6 X 10)	1
5	GT1738	CONTROL LEVER	1
6	SIS1133	STEPPED SCREW	1
7	SIS0101	STEPPED SCREW	1
8	SIS0605	PULL SPRING	1
9	SIS0215	SPRING HANGER SCREW	1
10	GT1739	CARRIER CONTROL HOLDER (L)	1
11	ESC0406	CAP BOLT (M4 X 6)	2
12	GT1729	CONTROL LEVER DRIVE CAM	1
13	SIS0127	STEPPED SCREW	1
14	SIS0366	STEPPED SCREW	1
15	GT1740	CONTROL LINK GUIDE	1
16	SIS0106	STEPPED SCREW	1
17	SIS6146	PULL SPRING	1
18	SIS0109	STEPPED SCREW	1
19	SIS2111	LONG HEAD SCREW	1



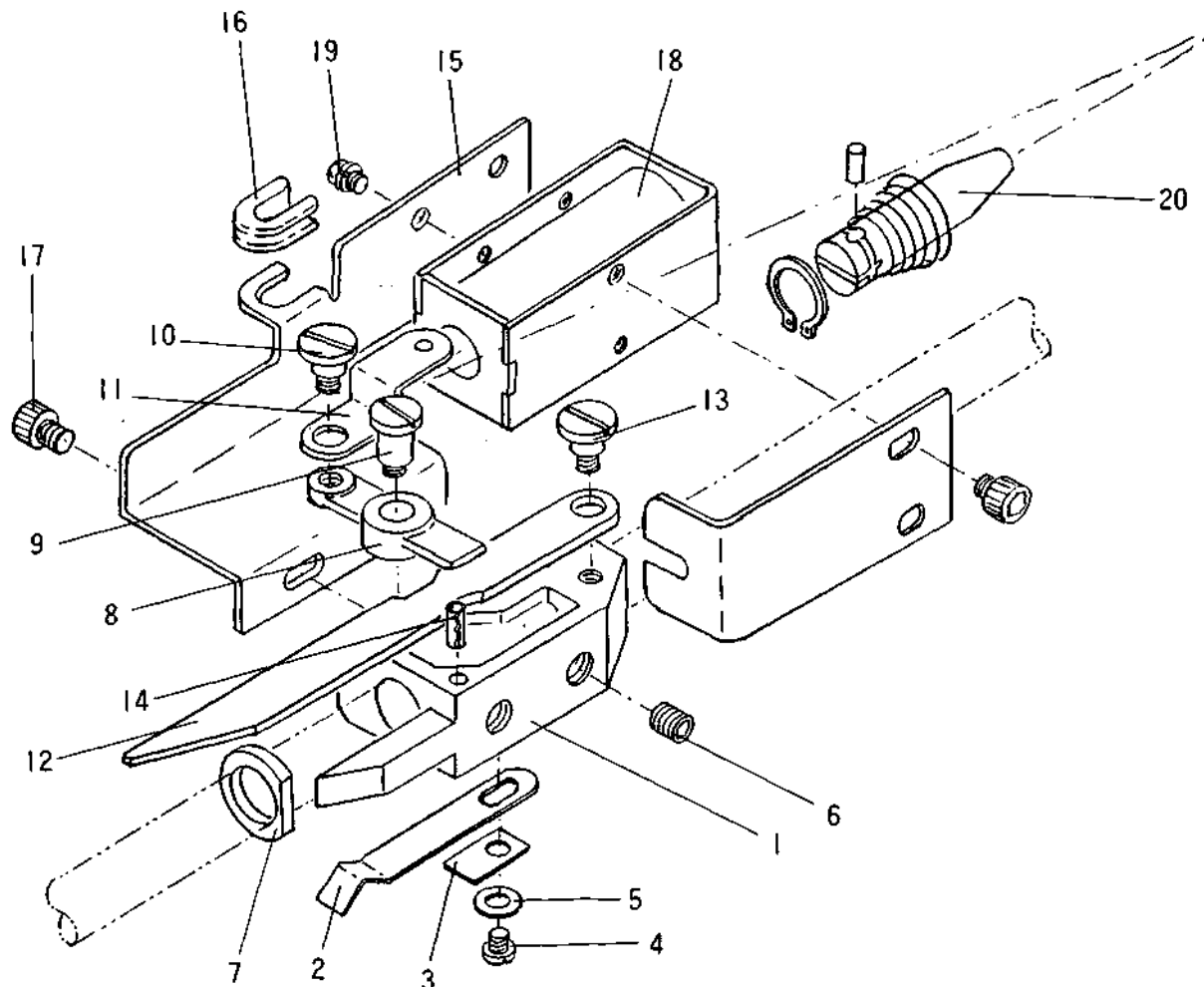




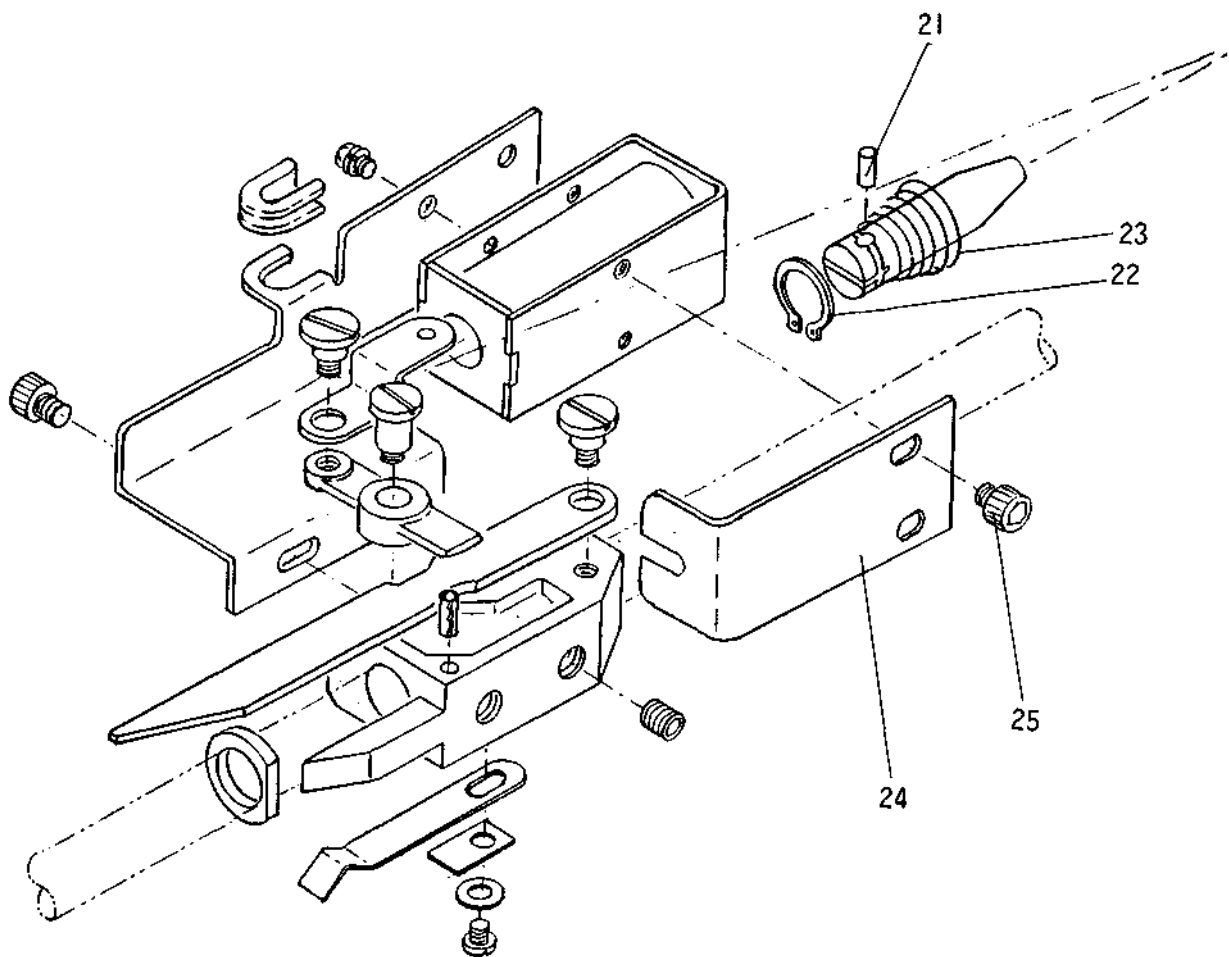
	PARTS	PARTS NAME	QTY	REMARKS
1	GT1716	PRINCIPAL YARN CARRIER	1	
2	GT1717	SECONDARY YARN CARRIER	1	
3	GT1418	BRAKE FOR CARRIER	2	
4	GT1719	CARRIER SUPPORTING	2	
5	ESC0405	CAP BOLT (M4 X 5)	2	
6	SIS6120	PLATE SPRING	2	
7	SIS0003	FLAT HEAD SCREW	2	
8	ELH0408	HASHER (1-H4)	4	
9	GT1718	PRINCIPAL YARN FEEDER HOLDER	2	
10	ESC0510	CAP BOLT (H5 X 10)	2	
11	ELS0510	SPRING HASHER (M5)	2	
12	GT1790	YARN GUIDE (A)	2	
13	SIS0057	FLAT HEAD SCREW	2	
14	GT1792	YARN FEEDER PRESSING PLATE	2	
15	SIS0046	FLAT HEAD SCREW	2	
16	GT1752	PRINCIPAL YARN FEEDER (7G)	1	
16	GT1753	PRINCIPAL YARN FEEDER (5G)	1	
16	GT1754	PRINCIPAL YARN FEEDER (10G)	1	
16	GT1755	PRINCIPAL YARN FEEDER (13G)	1	
17	GT1756	SECONDARY YARN FEEDER (5-7G)	1	



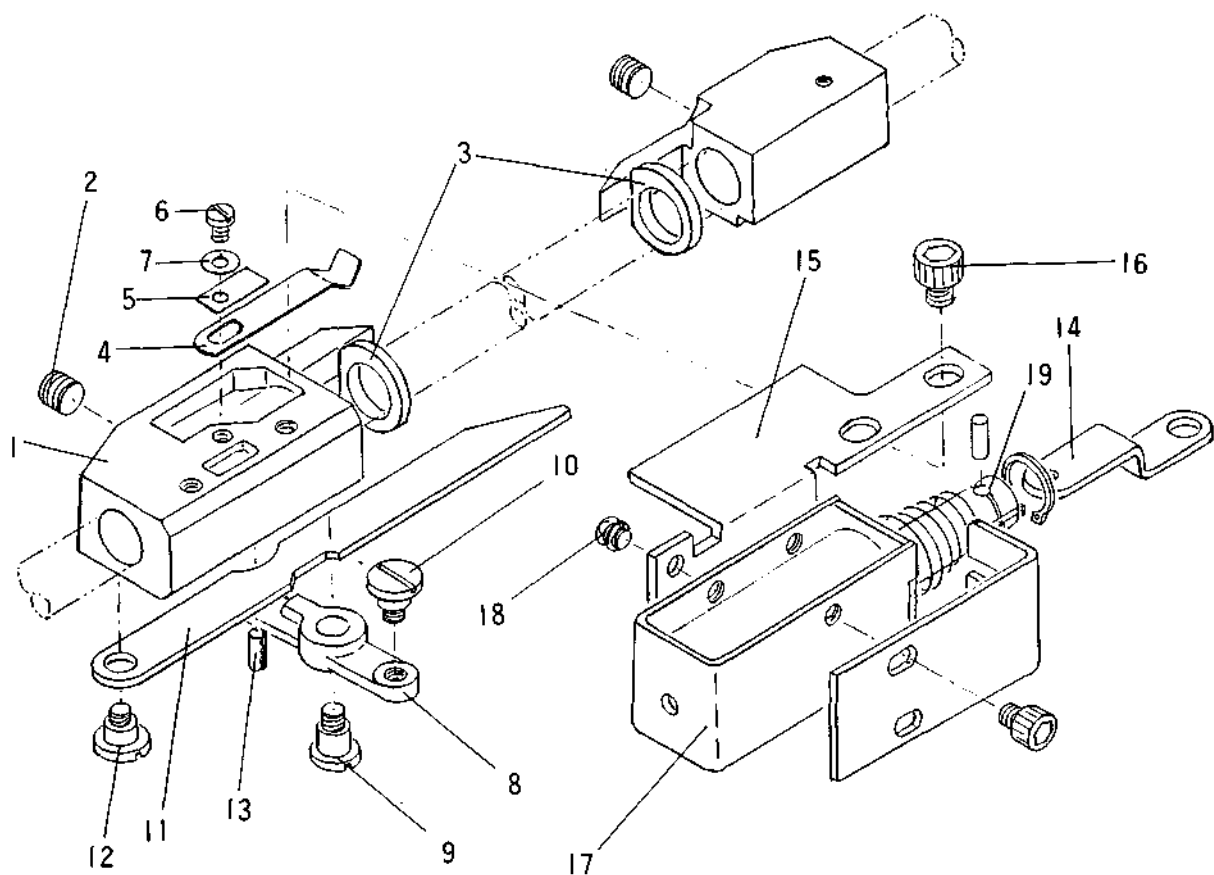
	PARTS	PARTS NAME	QTY	REMARKS
17	GT1757	SECONDARY YARN FEEDER (10G)	1	
17	GI1758	SECONDARY YARN FEEDER (13G)	1	



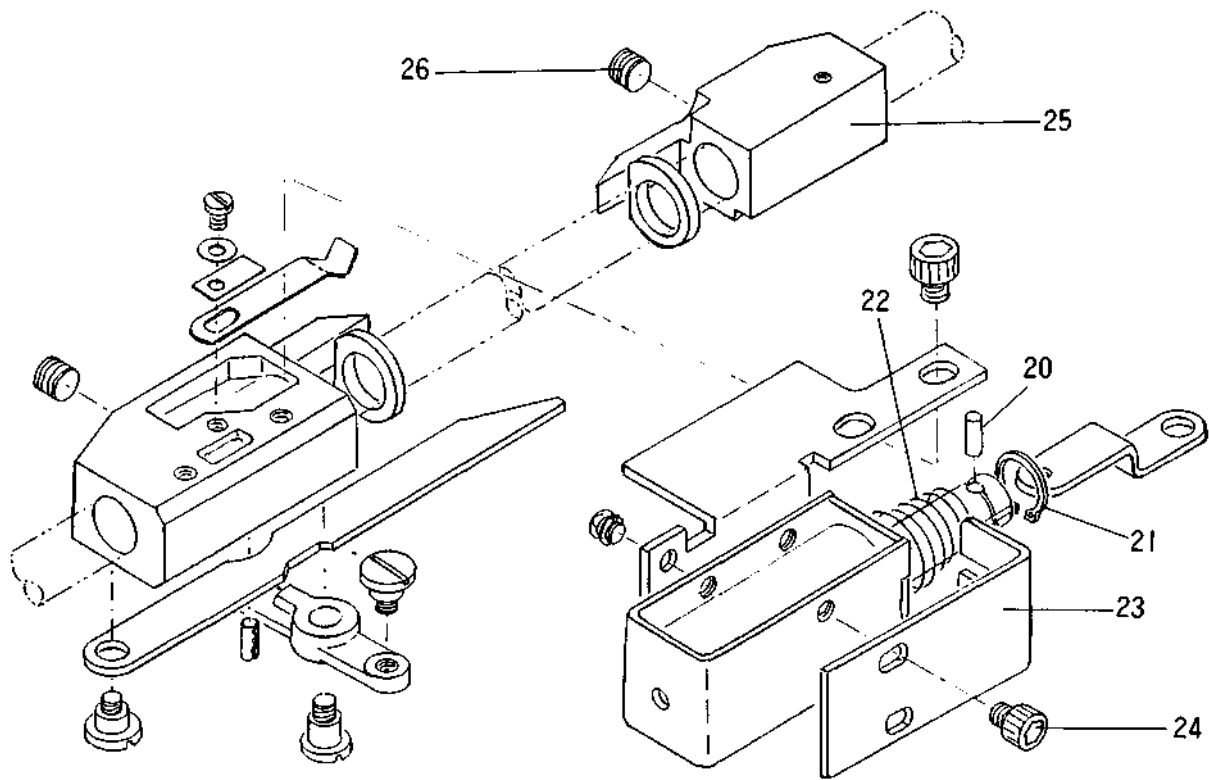
	PARTS	PARTS NAME	QTY	REMARKS
1	GT1749	CONTROL BLOCK (X)	1	
2	SIS0656	PLATE SPRING	1	
3	NT0059	PLATE SPRING GUIDE	1	
4	SIS0003	FLAT HEAD SCREW	1	
5	ELH0408	WASHER U-H4)	1	
6	ESF0686	SETSCREW (M6 X 6)	2	
7	GT1789	URETHANE WASHER	1	
8	GT1729	CONTROL LEVER DRIVE CAM	1	
9	S1S0127	STEPPED SCREW	1	
10	SIS1133	STEPPED SCREW	1	
11	GT1732	SOLENOID LINK	1	
12	GT1788	CONTROL LEVER (X-YARN)	1	
13	SIS1133	STEPPED SCREW	1	
14	EPR2510	ROLL PIN (2.5 X 10)	1	
15	GT1750	SOLENOID SET PLATE	1	
16	GA0072	EYELET	1	
17	ESC0408	CAP BOLT (H4 X 8)	2	
18	HXL4300	SOLENOID (MDU-5K1)	1	XX0252
18	GX1825	SOLENOID ASSY. (5K1) FOR X-YARN	1	ASSY.
19	ESNS0406	ROUND HEAD SCREW (M4 X 6)	4	



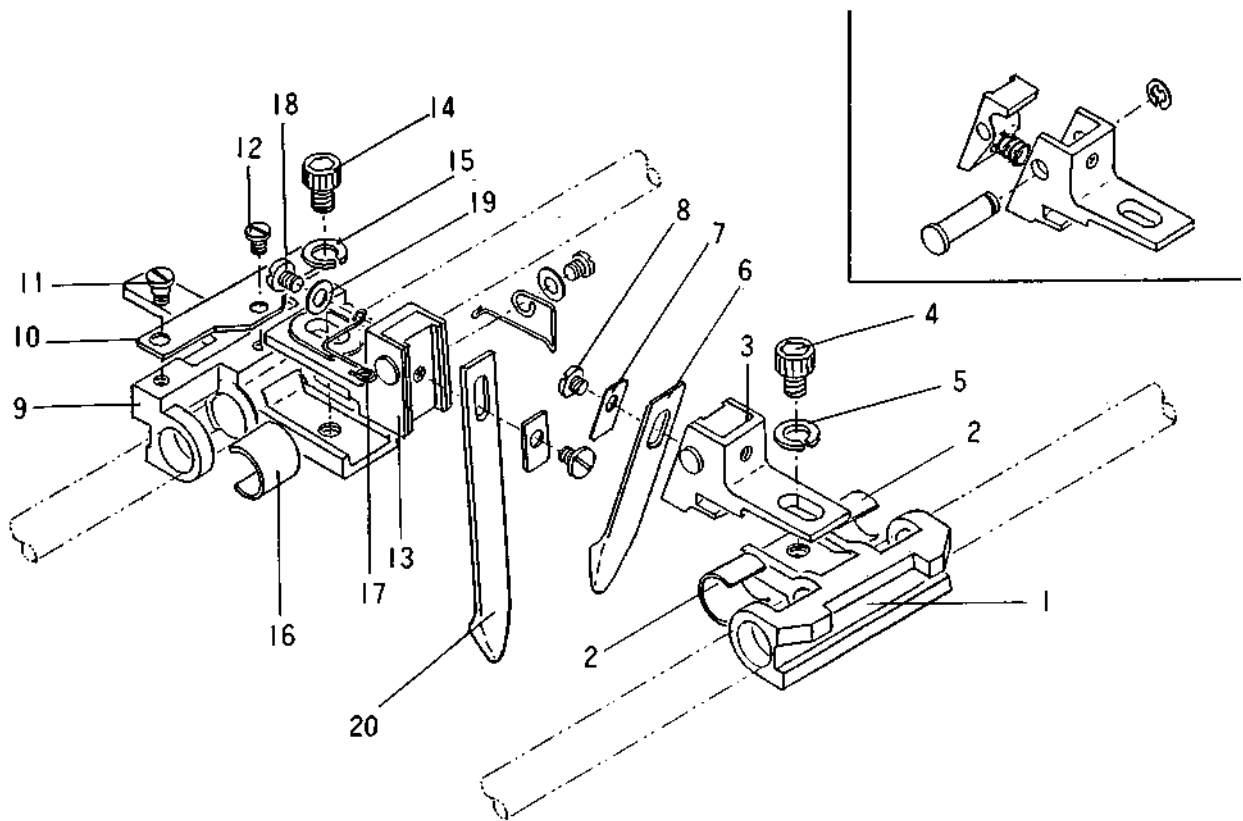
	PARTS	PARTS NAME	QTY	REMARKS
20	DXL4102	PLUNGER (5K)	1	XX0264
21	SIS0432	STRAIGHT PIN	1	
22	ERS110	SNAP RING (S-11)	1	
23	SIS6252	TAPER SPRING	1	
24	GT1712	PLUNGER STOPPER (5K)	1	
25	ESC0405	CAP BOLT (M4 X 5)	2	



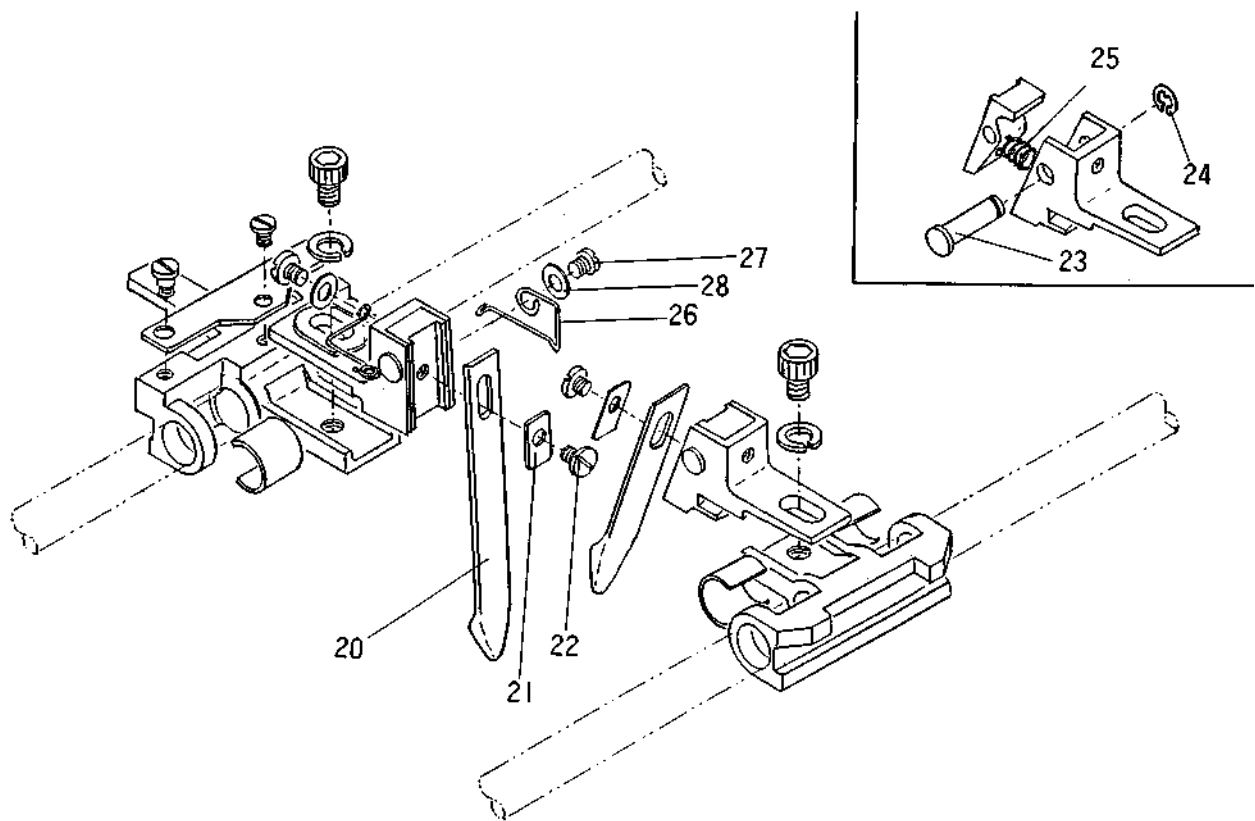
PARTS	PARTS NAME	QTY	REMARKS
1	GT1730	CONTROL BLOCK (ELASTIC YARN)	1
2	ESF0606	SETSCREW (H6 X 6)	2
3	GT1789	URETHANE WASHER	2
4	SIS0656	PLATE SPRING	
5	NT0059	PLATE SPRING GUIDE	
6	SIS0003	FLAT HEAD SCREW	
7	ELH0408	NASHER (1-H4)	
8	GT1729	CONTROL LEVER DRIVE CAM	
9	SIS0127	STEPPED SCREW	1
10	SIS0123	STEPPED SCREW	1
11	GT1788	CONTROL LEVER (X-YARN)	1
12	S1S1133	STEPPED SCREW	1
13	EPR2510	ROLL PIN (2.5 X 10)	1
14	GT1732	SOLENOID LINK	1
15	GT1733	SOLENOID SET PLATE (ELASTIC YARN)	1
16	ESC0508	CAP BOLT (M5 X 8)	2
17	HXL4300	SOLENOID (MDU-5K1)	1 XX0252
17	GX1823	SOLENOID ASSY. (5K1) FOR ELASTIC YARN	1 ASSY.
18	ESNS0406	ROUND HEAD SCREW (M4 X 6)	3
19	DXL4102	PLUNGER (5K)	1 XX0264



	PARTS	PARTS NAME	QTY	REMARKS
20	SIS0432	STRAIGHT PIN	1	
21	ERS110	SNAP RING (S-11)	1	
22	SIS6252	TAPER SPRING	1	
23	GT1712	PLUNGER STOPPER (5K)	1	
24	ESC0405	CAP BOLT (M4 X 5)	2	
25	GT1736	CARRIER STOPPER	1	
26	ESF0606	SETSCREW (M6 X 6)	2	

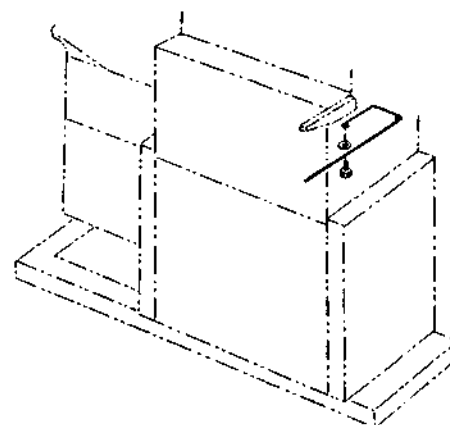
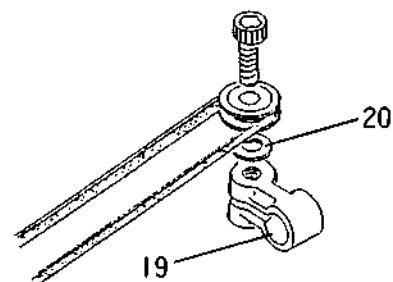
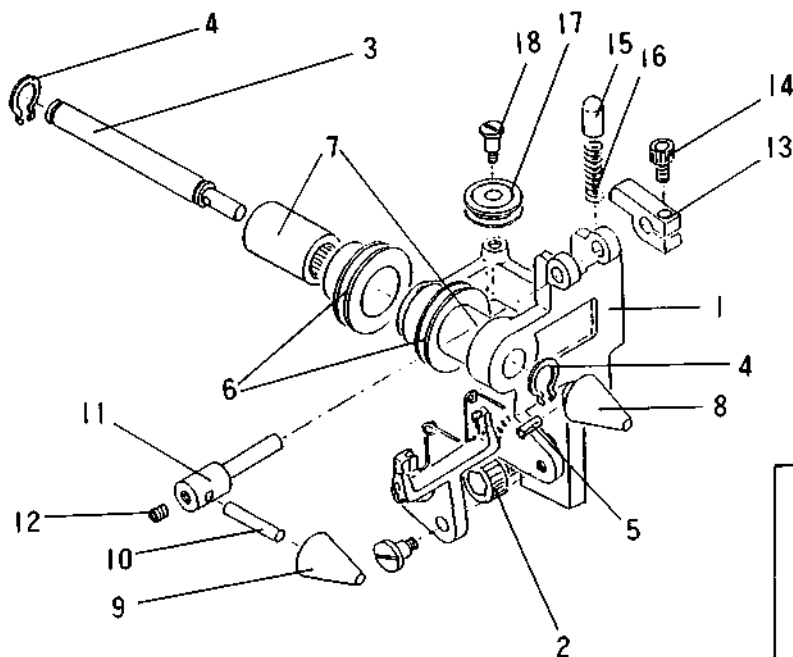


	PARTS	PARTS NAME	QTY	REMARKS
1	GT1748	YARN CARRIER (X)	1	
2	GT1715	BRAKE FOR CARRIER	2	
3	GT1720	YARN FEEDER HOLDER (X)	1	
4	ESC0510	CAP BOLT (M5 X 10)	1	
5	ELS0510	SPRING WASHER (M5)	1	
6	GT1764	COLOR YARN FEEDER (10G)	1	X-YARN
7	GT1792	YARN FEEDER PRESSING PLATE	1	
8	SIS0046	FLAT HEAD SCREW	1	
9	GT1723	ELASTIC YARN CARRIER	1	
10	GT0042	BELT SET PLATE	1	
11	SIS0166	STEPPED SCREW	2	
12	SIS0001	FLAT HEAD SCREW	1	
13	GT1724	ELASTIC YARN FEEDER HOLDER	1	
14	ESC0512	CAP BOLT (N5 X 12)	1	
15	ELS0510	SPRING HASHER (M5)	1	
16	GT1715	BRAKE FOR CARRIER	2	
1,	GT1791	YARN GUIDE (B)	1	
IB	SIS0057	FLAT HEAD SCREW	1	
19	ELH0408	WASHER (1-M4)	1	
20	GT1726	ELASTIC YARN FEEDER (5-	1	

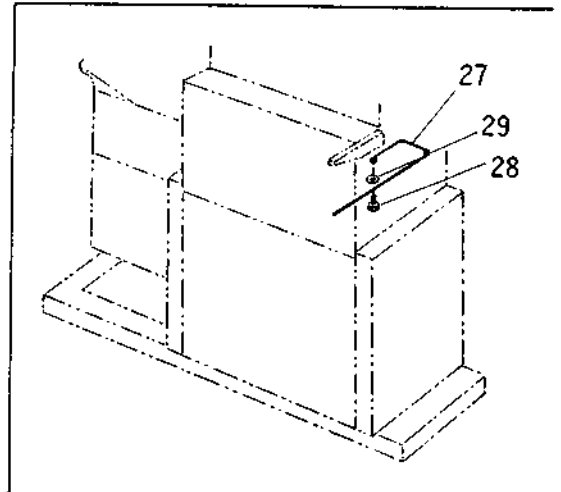
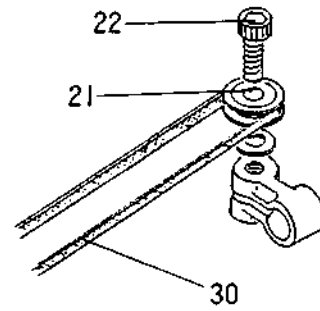
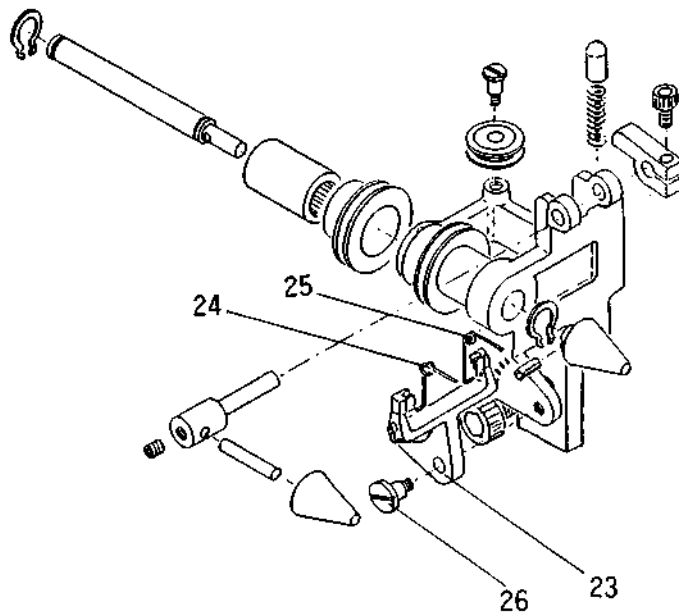


	PARTS	PARTS NAME	QTY	REMARKS
20	GT1727	ELASTIC YARN FEEDER (10G)	1	
20	GT1728	ELASTIC YARN FEEDER (13G)	1	
21	GT1792	YARN FEEDER PRESSING PLATE	1	
22	SIS0046	FLAT HEAD SCREW	1	
23	SIS4212	PIN WITH HEAD	1	
24	ERE040	E-RING (E-4)	1	
25	SIS0640	PUSH SPRING	1	
26	GT1766	COLOR YARN GUIDE	1	2COLOR
27	SIS0002	FLAT HEAD SCREW	1	
28	ELH0408	WASHER (1-M4)	1	



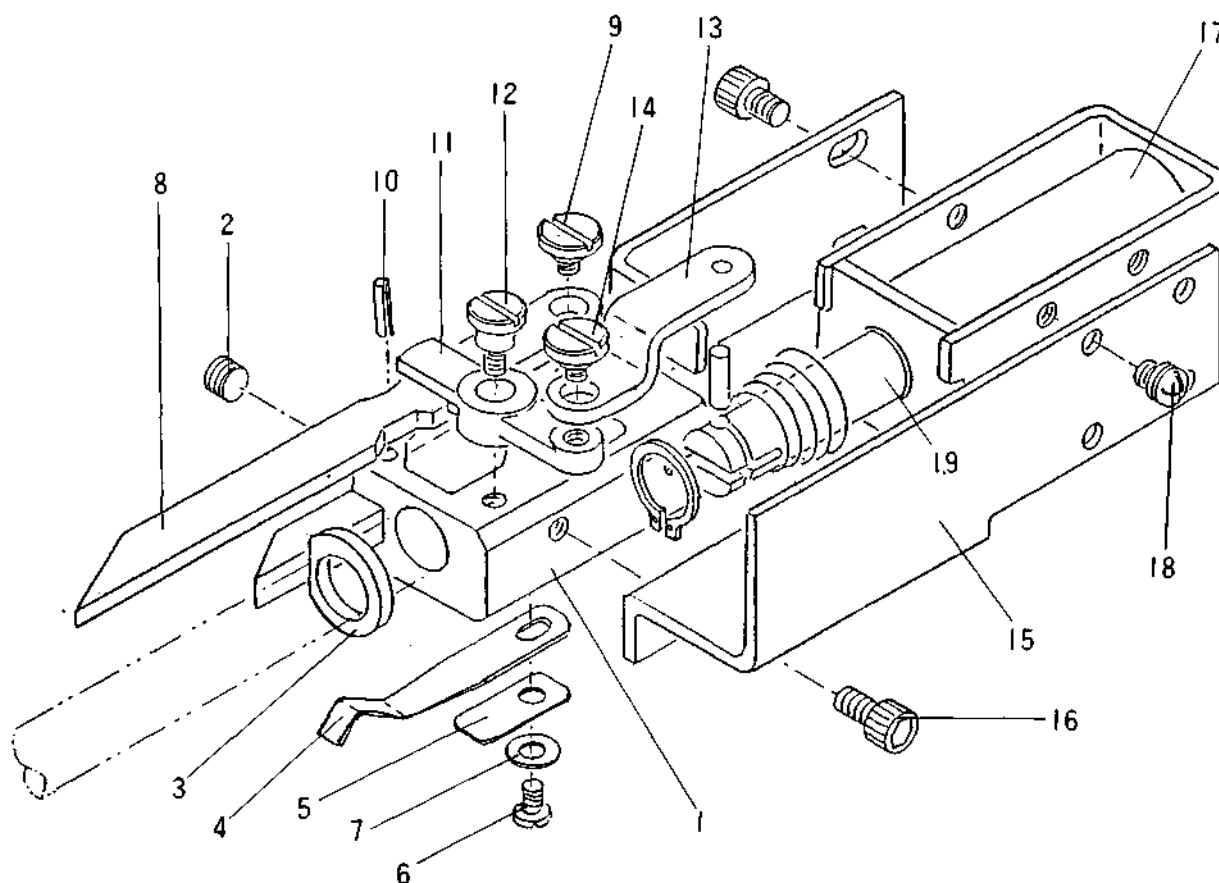


	PARTS	PARTS NAME	QT	REMARKS
1	GT1771	ELASTIC YARN ADVANCING BRACKET	1	
2	ESC0816	CAP BOLT (M8 X 16)	1	
3	GT0045	ELASTIC ADVANCING CLUTCH	1	
4	ERS090	SNAP RING (S-9)	2	
5	EPR2514	ROLL PIN (2.5 X 14)	1	
6	GT0046	ELASTIC ADVANCING LARGE PULLEY	2	XGTG003; SET.
7	EJC0601	ROLLER CLUTCH BEARING (RCB-061014)	2	
8	GT0047	ELAS.YARN ADVANCING ROLLER FOR DRIVING	1	
9	GT0048	DRIVEN ROLLER	1	
10	SIS0410	STRAIGHT PIN	1	
11	GT0049	ROLLER SET PIN	1	
12	ESF0505	SETSCREW 015 X 5)	1	
13	GT0050	ROLLER CUSHION	1	
14	ESC0410	CAP BOLT (M4 X 10)	1	
15	SIS0411	CUSHION PIN	1	
16	SIS0644	PUSH SPRING	1	
17	GT0051	ELAS.YARN ADVANCING SMALL	1	
18	SIS0119	STEPPED SCREW	1	
19	GT0052	ELAS.YARN ADVANCING PULLEY BASE	1	
20	ELH0510	WASHER	1	



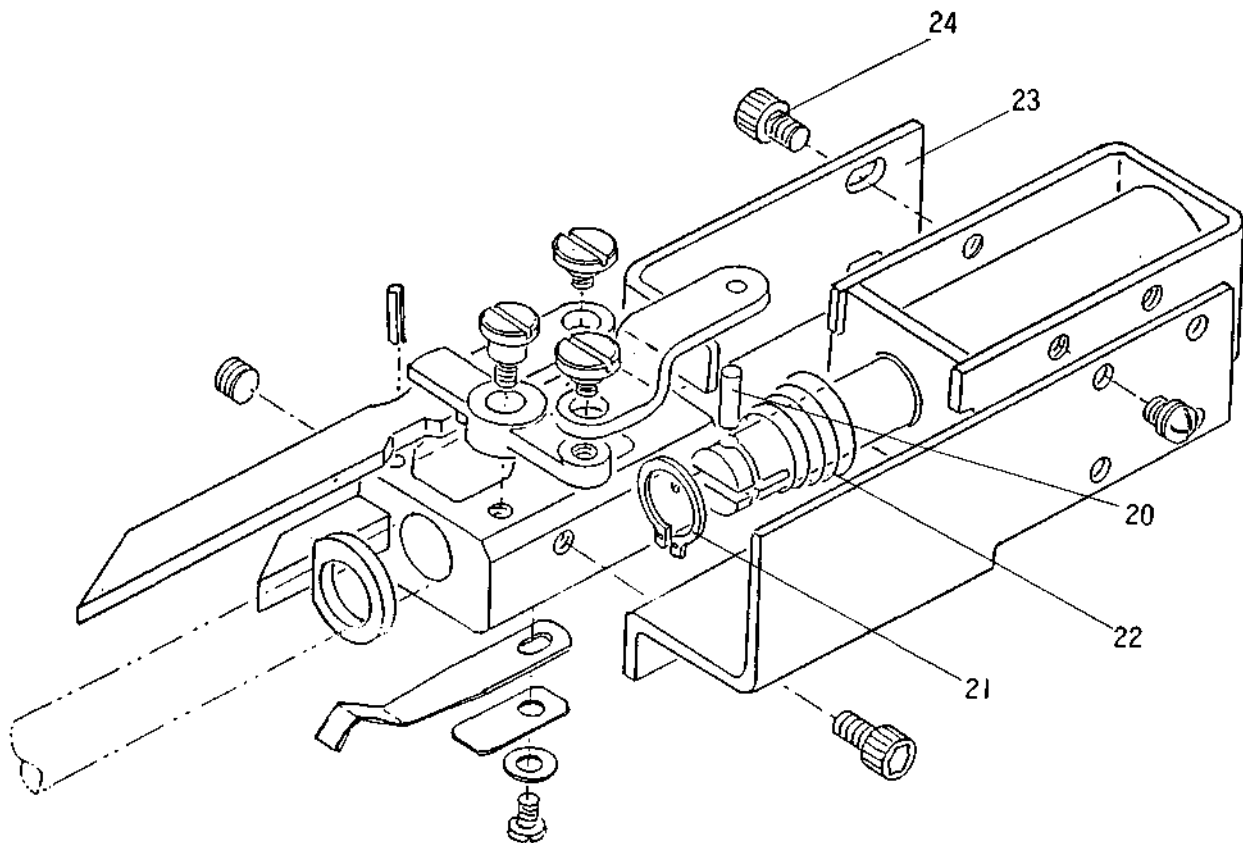
	PARTS	PARTS NAME	QTY REMARKS
21	GT0051	ELAS.YARN ADVANCING SMALL PULLEY (ASSY.)	1
22	ESC0520	CAP BOLT (H5 X 20)	1
23	GT1768	ELASTIC YARN GUIDE SET PLATE	1
24	GT1769	ELASTIC YARN GUIDE (L)	1
25	GT1770	ELASTIC YARN GUIDE (R)	1
26	S1S0332	STEPPED SCREW	1
27	GI0055	ELASTIC YARN GUIDE	1
28	ESC0510	CAP BOLT (M5 X 10)	1
29	ELH0512	WASHER (1-M5)	1
30	EBF03	NYLON BELT	1

## 2 Color Device



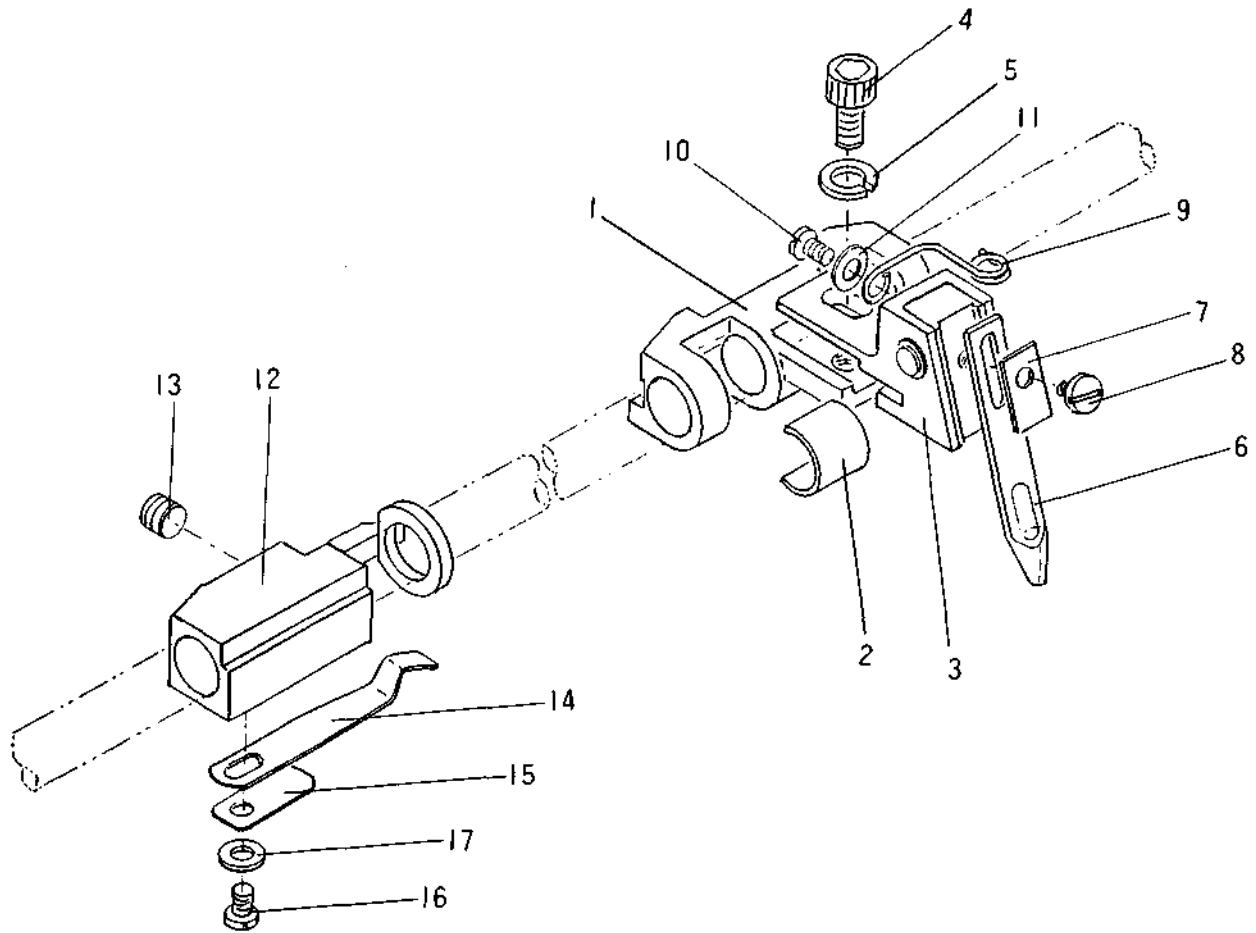
	PARTS	PARTS NAME	QTY	REMARKS
1	GT1734	CONTROL BLOCK (C2)	1	
2	ESF0606	SETSCREW (M6 X 6)	2	
3	GT1789	URETHANE WASHER	1	
4	SIS0656	PLATE SPRING	1	
5	NT 0059	PLATE SPRING GUIDE	1	
6	SIS0003	FLAT HEAD SCREW	1	
7	ELH0408	WASHER (1-M4)	1	
8	GT1788	CONTROL LEVER (X-YARN)	1	
9	S1S1151	STEPPED SCREW	1	
10	EPR2510	ROLL PIN (2.5 X 10)	1	
11	GT1729	CONTROL LEVER DRIVE CAM	1	
12	SIS0127	STEPPED SCREW	1	
13	GT1732	SOLENOID LINK	1	
14	SIS1133	STEPPED SCREW	1	
15	GT1735	SOLENOID SET PLATE	1	
16	ESC0408	CAP BOLT (H4 X 8)	2	
17	HXL4300	SOLENOID (MDU-5K1)	1	XX0252
17	GX1824	SOLENOID ASSY. (5K1) FOR 2-COLOUR	1	ASSY.
18	ESNS0406	ROUND HEAD SCREW (M4 X 6)	4	
19	DXL4102	PLUNGER (5K)	1	XX0264

## 2 Color Device



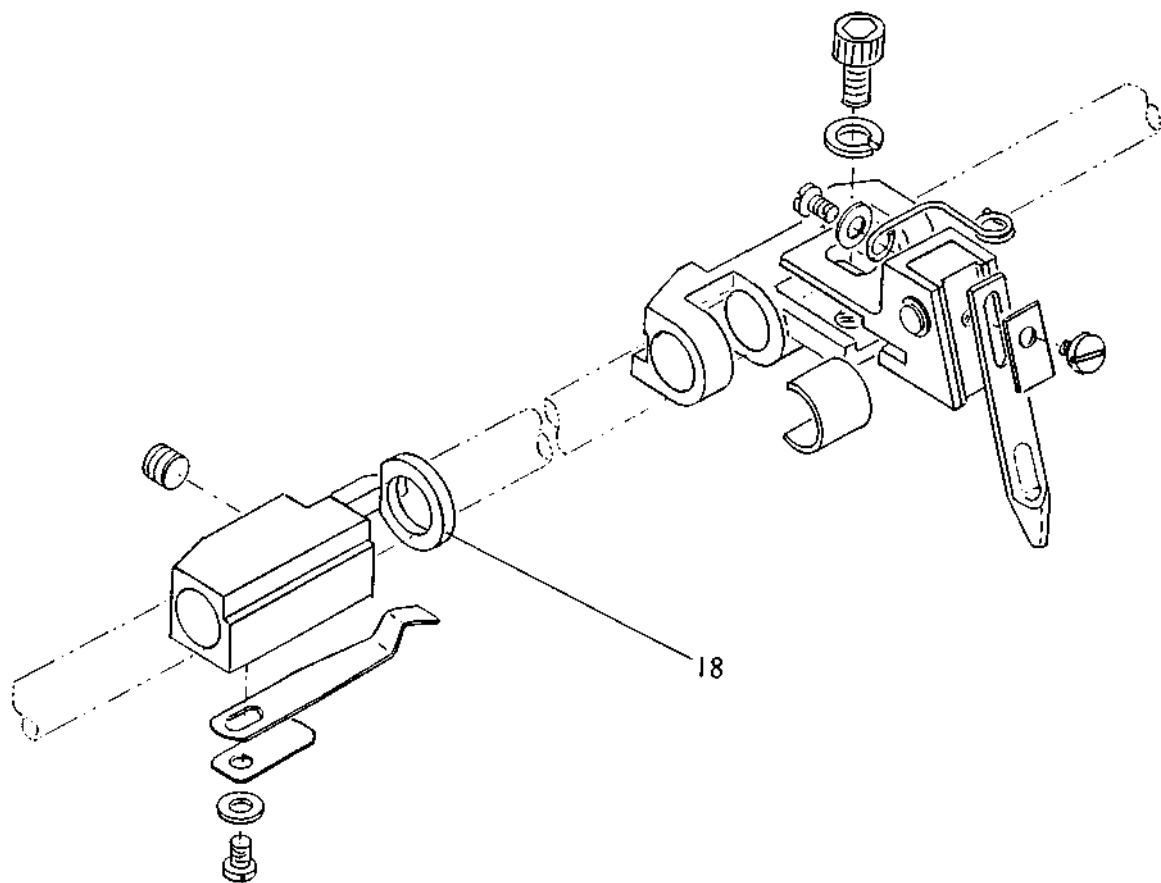
	PARTS	PARTS NAME	QTY	REMARKS
20	SIS0432	STRAIGHT PIN	1	
21	ERS110	SNAP RING (S-II)	1	
22	SIS6252	TAPER SPRING	1	
23	GT1712	PLUNGER STOPPER (5K)	1	
24	ESC0405	CAP BOLT (M4 X 5)	2	

## 2 Color Device



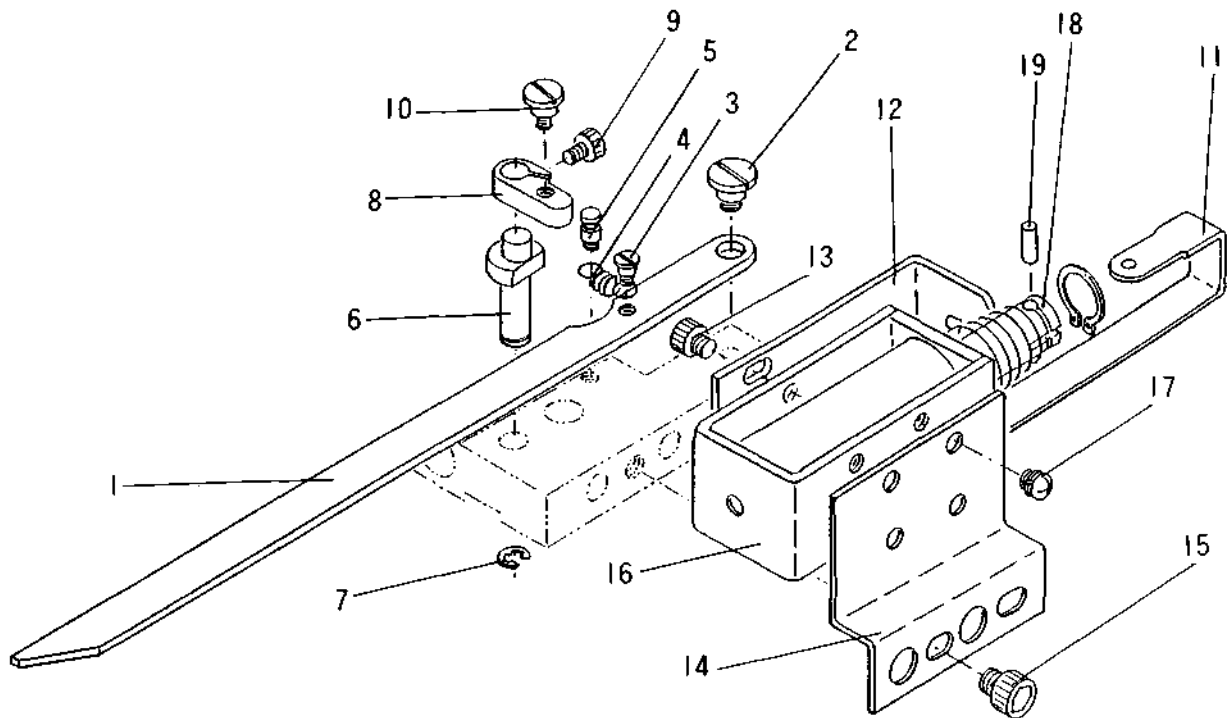
	PARTS	PARTS NAME	QTY	REMARKS
1	GT1722	COLOR YARN CARRIER	1	
2	GT1715	BRAKE FOR CARRIER	2	
3	GT1720	YARN FEEDER HOLDER (X)	1	
4	ESC0510	CAP BOLT (M5 X 10)	1	
5	ELS0510	SPRINGWASHER (MB)	1	
6	GT1762	COLOR YARN FEEDER (7G)	1	
6	GT17B3	COLOR YARN FEEDER (5G)	1	
6	GT1764	COLOR YARN FEEDER (10G)	1	
6	GT1765	COLOR YARN FEEDER (13G)	1	
7	GT1792	YARN FEEDER PRESSING PLATE	1	
8	S1S0046	FLAT HEAD SCREW	1	
9	GT1791	YARN GUIDE (B)	1	
10	SIS0057	FLAT HEAD SCREW	1	
11	ELH0408	HASHER (1-M4)	1	
12	GT1736	CARRIER STOPPER	1	
13	ESF0608	SETSCREW (M8 X 6)	2	
14	SIS0656	PLATE SPRING	1	
15	NT0059	PLATE SPRING GUIDE	1	
16	SIS0003	FLAT HEAD SCREW	1	
17	ELK0408	WASHER (1-M4)	1	

2 Color Device



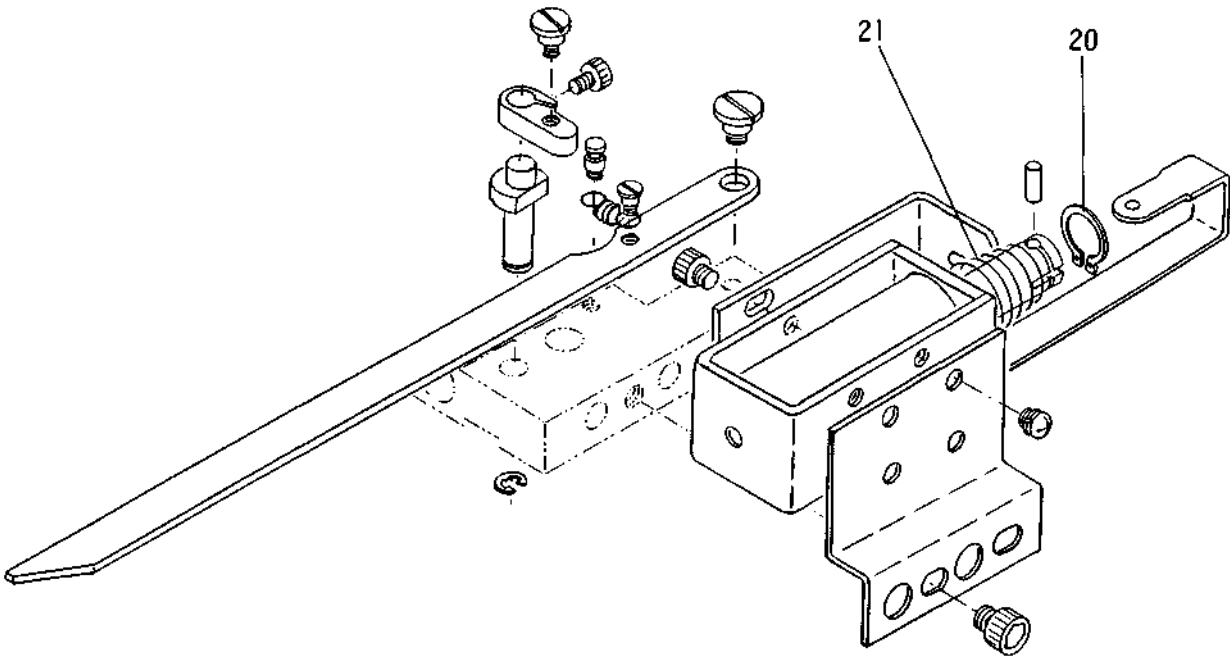
	PARTS	PARTS NAME	QTY	REMARKS
18	GT1789	URETHANE WASHER	1	

## 2 Color Device



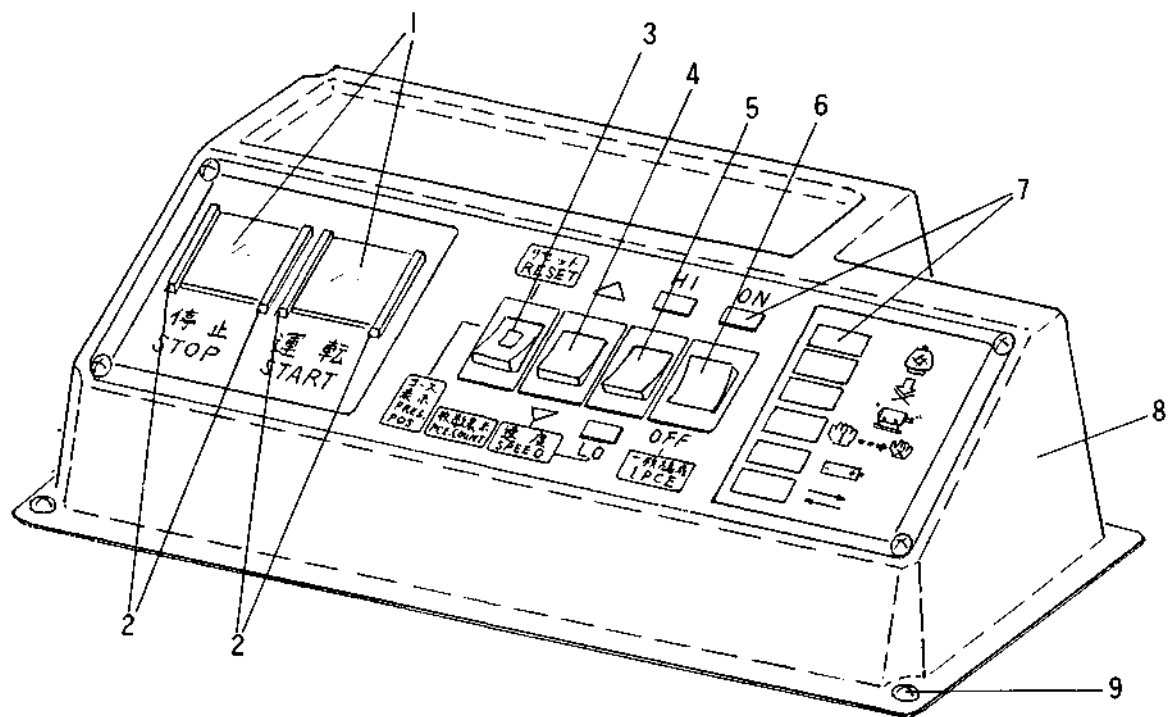
	PARTS	PARTS NAME	QTY	REMARKS
1	GT1742	CONTROL LEVER	1	
2	SIS1133	STEPPED SCREW	1	
3	SIS0101	STEPPED SCREW	1	
4	SIS0607	PULL SPRING	1	
5	SIS0215	SPRING HANGER SCREW	1	
6	GT1746	LEVER DRIVE CAN	1	
7	ERE050	E-RING (E-5)	1	
8	GT1704	DRIVE CAM WORKING LEVER	1	
9	ESC0308	CAP BOLT (M3 X 8)	1	
10	SIS1120	STEPPED SCREW	1	
11	GT1705	SOLENOID LINK	1	
12	GT1712	PLUNGER STOPPER (5K)	1	
13	ESC0405	CAP BOLT (N4 X 5)	2	
14	GT1751	SOLENOID SET PLATE	1	
15	ESC0508	CAP BOLT (M5 X 8)	2	
16	HXL4300	SOLENOID (MDU-5K1)	1	XX0252
16	GX1826	SOLENOID ASSY. (5K1) FOR 2-COLOUR	1	ASSY.
17	ESNS0406	ROUND HEAD SCREW (M4 X 6)	4	
18	DXL4102	PLUNGER (5K)	1	XX0264
19	SIS0432	STRAIGHT PIN	1	

2 Color Device

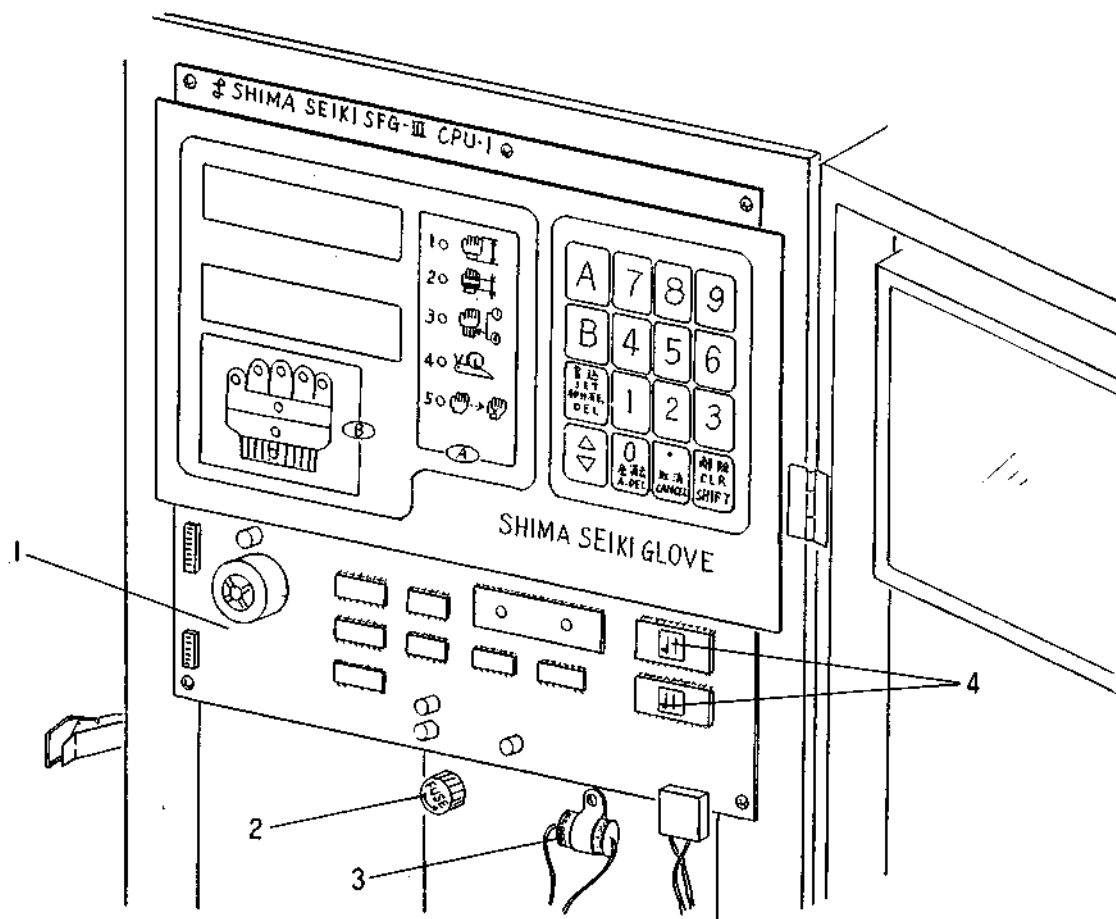


PARTS	PARTS NAME	QTY	REMARKS
20 ERS110	SNAP RING (S-II)	1	
21 SIS6252	TAPER SPRING	1	

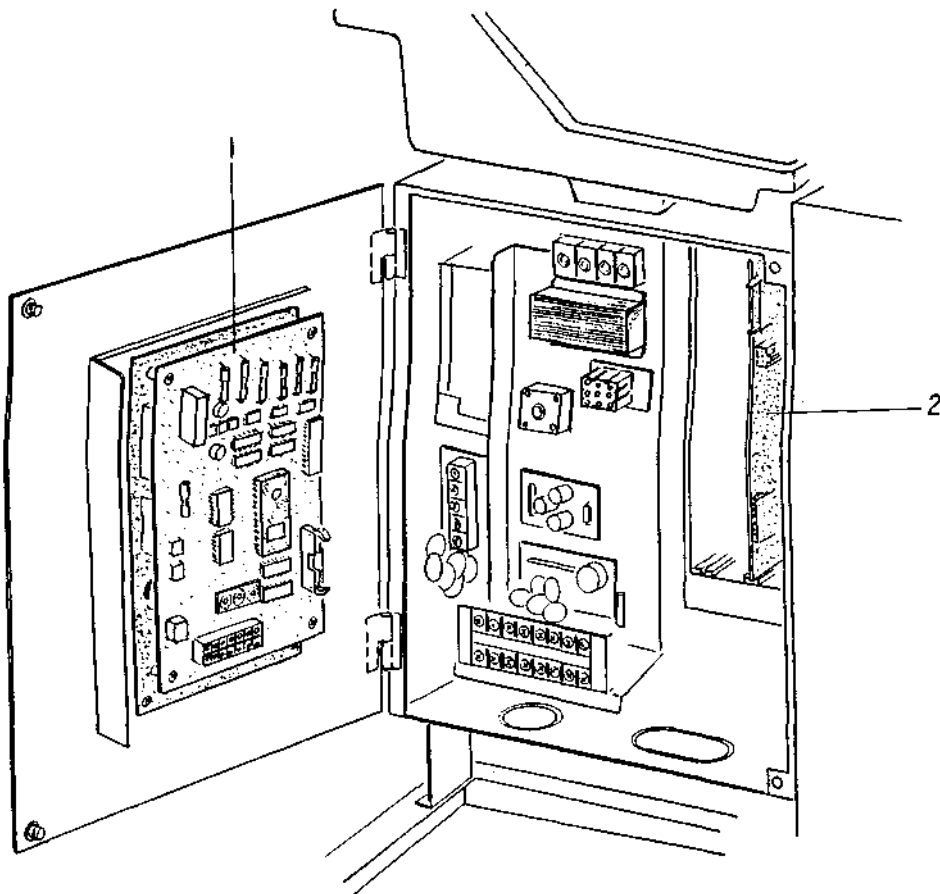




	PARTS	PARTS NAME	QTY	REMARKS
1	XX0361	PUSH BUTTON SWITCH (A3PA-7010-1)	2	
2	KTAT03717	SIDE BARRIER (A3PA-4002)	4	XX0366
3	HNKK01108	SWITCH (MLW-3029-G9LR)	1	XX0432
4		SWITCH (MLW-3028-G1BO)	1	
5		SWITCH (MLW-3022-G1BO)	1	
6		SWITCH (MLW-3025-G1DO)	1	
7		INDICATOR LAMP (MP-072RED)	9	
8	GK1717	SWITCH BOX	1	
9	ESN0506	ROUND HEAD SCREW (M5 X 6)	4	



	PARTS	PARTS NAME	QTY	REMARKS
1	XX1900	PCB KITH 1C (CPU) (TYPE-3)	1	
2	HFJT14107	FUSE (7A)	1	XX0506
3	XX0622	LITHIUM BATTERY (BR-2/3A3V)	1	
4		P-ROM	2	



	PARTS	PARTS NAME	QTY	REMARKS
1	GXC0001	INVERTER (CIMR-08CSZ-1011)	1	
2	6XE3003	PC8 WITH 1C (I/O) (TYPE-3)	1	XX1901